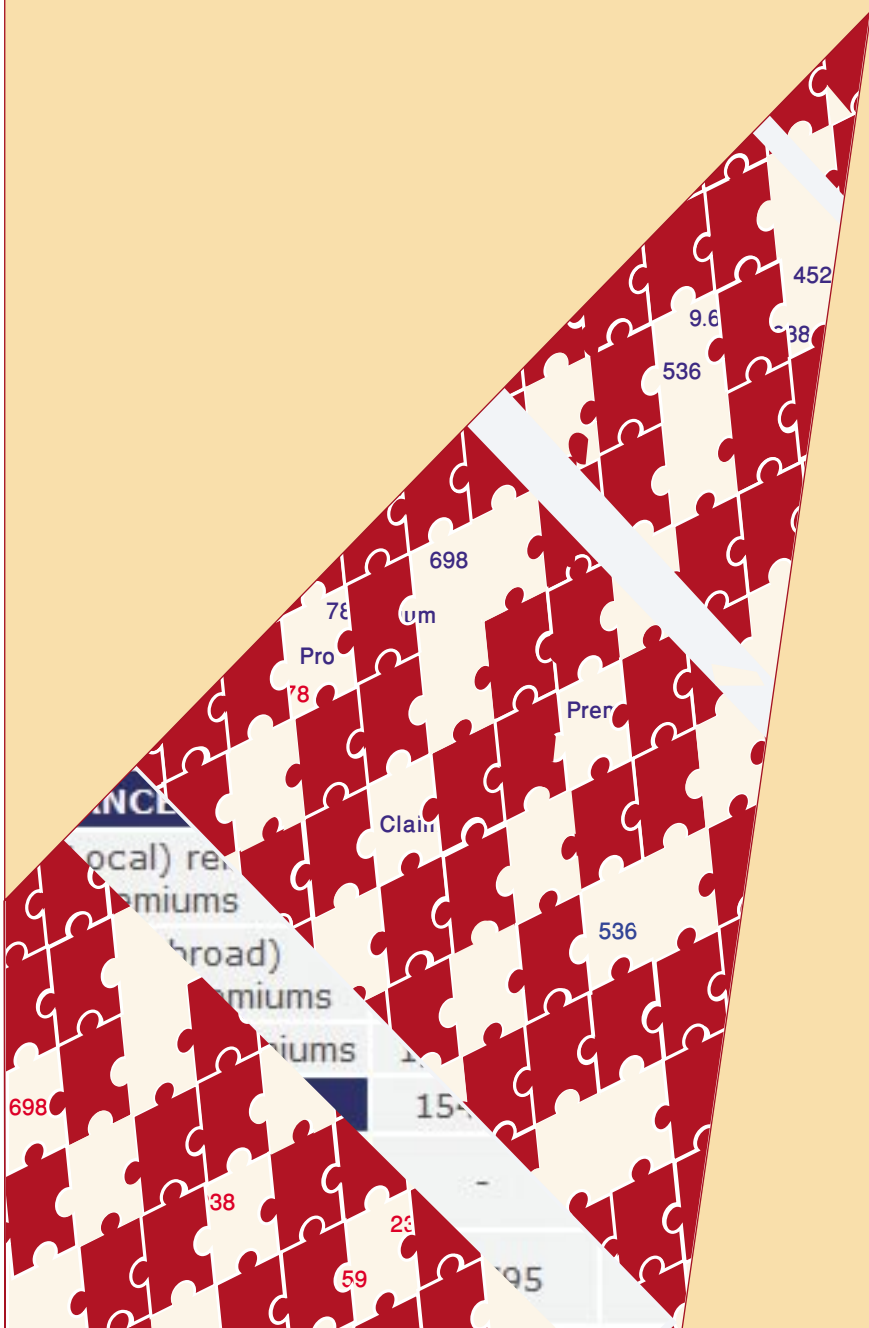




Annual Report Insurance Business in Jordan 2006

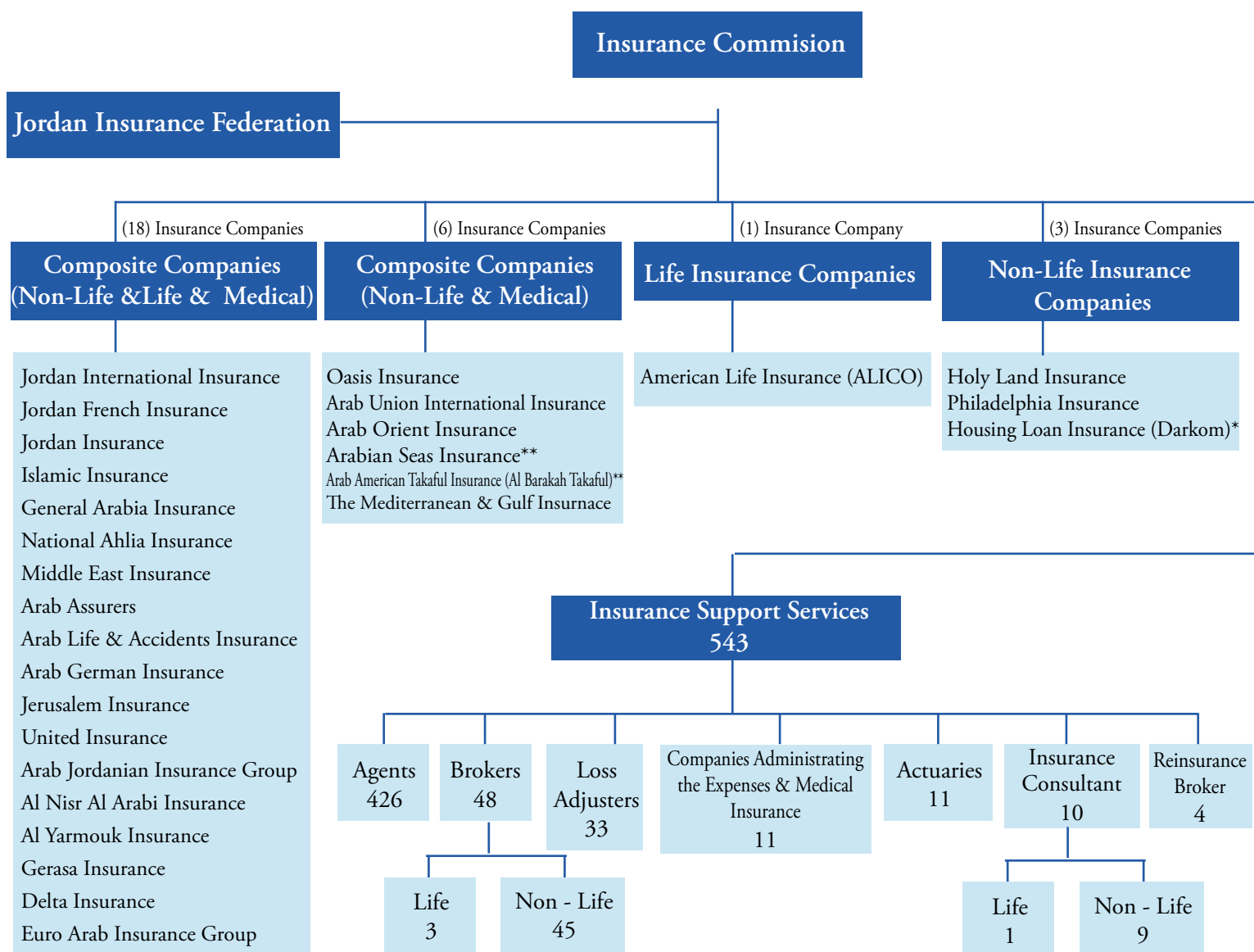


Jordan Insurance Federation

Tel.: +962 6 5689 266 Fax: +962 6 5689 510 P.O. Box 1990 Amman 11118 Jordan

Web Site: www.joif.org E-mail: info@joif.org

Jordan Insurance Market 2006- 2007



Number of Employees in Insurance Market

The number of employees in Jordan Insurance Market in 2006 reached (2560) employee compared with (2365) employee in 2005 (and it includes the employees in Insurance Commission, Jordan Insurance Federation, Insurance companies (excluding Sales Agents) and the employees in Third Party Medical Administrators companies.

* The company was established at the beginning of 2007.

** The company started practicing insurance policies at the beginning of 2007

Table (1)

Insurance Business for the Year 2006

	2006	2005	%Change
	(J.D)		
<i>Total Underwritten Premiums</i>	258,736,797	219,847,834	17.7
Non-Life Premiums (General Insurances)	190,685,520	161,094,083	18.4
Life Premiums	25,153,740	22,905,628	9.8
Medical Premiums	42,897,537	35,848,123	19.7
<i>Total Paid Claims</i>	174,389,108	142,843,720	22.0
Non-Life Claims(General Insurances)	129,899,828	104,701,339	24.0
Life Claims	10,896,647	10,275,554	6.0
Medical Claims	33,592,633	27,866,827	20.5
	Milion(J.D)		
<i>Shareholders' Equity</i>	285.0	277.0	2.9
Total Technical Reserves	170.8	156.3	9.0
Paid Up Capital	206.6	130.7	58.1
Total Shareholders' Equity&Technical Reserves	455.8	433.7	5.1
Total of Statutory,Voluntary & Other Reserves	31.5	29.5	6.8
Net Outstanding Claims Reserve	56.0	50.7	10.5
<i>Total Assets</i>	547.3	525.3	4.2
Fixed Assets	20.3	14.1	44.0
Other Assets	9.3	8.2	13.4
<i>Investments</i>	408.0	410.1	-0.5
Retained Earnings (Acccmulated Losses)	10.9	51.6	-78.9
Net Profit (Before Tax)	21.4	89.6	-76.1
Net Technical Profit	11.4	19.9	-42.7
Net Profit (After Tax and Fees)	15.0	77.2	-80.6

Table (2)

Insurance Operations For the Year 2006 Total Premiums & Claims

Underwritten Premiums					Paid Claims *				
Branch/Year	J.D				Branch/Year	J.D			
	2006	Change%2005	2005	Change%2005		2006	Change%2005	2005	Change%2005
Marine Insurance*	22,480,539	6.2%	21,176,828	21%	Marine Insurance**	3,560,454	0.7%	3,535,048	29.9%
Fire Insurance**	35,157,911	18.4%	29,697,049	21.3%	Fire Insurance***	21,218,351	82.8%	11,607,891	43.3%
Motor Insurance***	121,046,805	19.9%	100,961,859	14.7%	Motor Insurance****	103,299,965	18.4%	87,241,662	24.4%
Compulsory (Third Party Liability Ins.)	73,543,191	8.5%	67,773,493	9.7%	Compulsory (Third Party Liability Ins.)	63,619,369	9.1%	58,292,444	24.2%
Comprehensive (Own Damage)Ins.	42,240,951	27.3%	33,188,366	26.4%	Comprehensive (Own Damage)	34,866,770	22.7%	28,411,818	22.4%
Credit Insurance	766,198	32.7%	577,577	46%	Credit Insurance	91,872	(53.6) ←	198,002	(23.5%) ←
General Accident Insurance****	11,234,061	29.4%	8,680,770	4.2%	General Accident Insurance*****	1,729,186	(18.4) ←	2,118,734	(25%) ←
Total General Insurances	190,685,514	18.4%	161,094,083	16%	Total General Insurances	129,899,828	24%	104,701,337	24.6%
Life Assurance	25,153,740	9.8%	22,905,628	6.4%	Life Assurance*****	10,896,647	6%	10,275,554	(10.2%) ←
Medical Insurance	42,897,537	19.7%	35,848,123	13.2%	Medical Insurance	33,592,633	20.5%	27,866,827	(0.8%) ←
Total Life&Medical Insurances	68,051,277	15.8%	58,753,751	10.5%	Total Life&Medical Insurances	44,489,280	16.6%	38,142,381	(3.5%) ←
Total Premiums	258,736,791	17.7%	219,847,834	14.5%	Total Paid Claims	174,389,108	22%	142,843,718	15.6%

Notes

* Marine Insurance premiums in 2006 include aviation insurance with an amount of J.D (3,842,196)

(4) insurance companies practice this kind of insurance.

** Fire Insurance Account for 2006 includes engineering Ins. with an amount of J.D (8.4)milion, in addition to number of general accident insurances such as (Cash Ins, Fidelity Ins, Workmen compensation Ins.)

*** Total motor insurance premiums doesn't match the total of both compulsory &comprehensive premiums because the breakdown of the branch is not available for one insurance company.

**** General Accident Insurance for 2006 includes liability insurance in an amount of J.D (5,187,302). in addition to other insurances.

* Recoveries after paying claims in 2006 amounted JD (15,862,076) & J.D (12,640,166) in 2005 .

** Marine Insurance claims in 2006 include aviation insurance with an amount of J.D (265,795) , (4) insurance companies practice this kind of insurance.

*** Fire Insurance claims for 2006 includes Engineering Ins.(CAR policies)with an amount of (8.2)milion J.D,in addition to some general accident insurances.

**** Total motor insurance claims doesn't match the total of both compulsory &comprehensive claims because the breakdown of the branch is not available for one insurance company.

***** General Accident claims include liability insurance in an amount of J.D (505,607). in addition to other Insurances.

***** Life Assurance claims in 2006 include the amounts paid for surrender and maturity policies in an amount of J.D (4,932,860).

Table (3)

Insurance Branches Results As in 31/12/2006

(Premiums, Abroad Reinsurers Premium's Share, Paid Claims, Abroad Reinsurer's Claims Share, Profits)

Branch	Underwritten Premiums	Abroad Reinsurers Premiums Share	Paid Claims	Abroad Reinsurer's Claims Share	J.D Net Technical Profit
Marine Insurance	22,480,539	18,045,063	3,560,454	2,770,051	3,840,853
Fire Insurance	35,157,911	27,347,592	21,218,351	18,558,309	1,310,136
General Accident Insurance	11,234,062	5,400,258	1,729,186	1,104,886	1,929,001
Motor Insurance	121,046,810	4,374,560	103,299,965	4,791,661	2,768,145-
Credit Insurance	766,198	235,686	91,872	90,457	302,743
Total General Insurances	190,685,520	55,403,159	129,899,828	27,315,364	4,614,588
Life Assurance	25,153,740	6,132,999	10,896,647	3,915,100	5,393,779
Medical Insurance	42,897,537	16,791,379	33,592,633	11,980,181	895,731
Total Life&Medical Insurances	68,051,277	22,924,378	44,489,280	15,895,281	6,289,510
Total	258,736,797	78,327,537	174,389,108	43,210,645	10,904,098
*Net Profit (Before Tax & Fees) (J.D)	21,407,719				
*Net Profit (After Tax & Fees) (J.D)	14,966,698				

Table (4)

Balance Sheet for the Jordanian Insurance Companies for The Year 31/12/2006*

(J.D)

Details	2006	2005	Change %
Cash And Accounts Receivable			
Cash On Hand and at Banks	15,751,554	12,593,062	25
Accounts Receivable	61,793,861	52,585,711	18
Due from Other Insurers	18,306,590	17,267,968	6
Post-Dated Cheques	11,406,374	8,359,223	36
Other Items	1,497,890	1,533,997	-2
Total	108,756,269	92,339,961	18
Investments			
Deposits at Banks	131,974,726	94,580,476	40
Property Investments	46,273,791	33,404,897	39
Held to Maturity Investments	56,154,473	50,314,884	12
Investments in Affiliates	867,757	3,255,318	-73
Other Investments	11,186	11,186	0
Financial Assets Held For Trading	66,946,067	80,076,846	-16
Financial Assets available for Sale	99,720,855	142,225,493	-30
Loans	5,958,325	6,280,494	-5
Total Investments	407,907,180	410,149,594	-1
Other Assets	9,267,394	8,244,986	12
Fixed Assets	20,325,767	14,146,186	44
Intangible Assets	1,010,916	482,336	110
Total Assets	547,267,526	525,363,063	4
Accounts Payable and Other Liabilities			
Accounts Payable	18,522,164	13,420,926	38
Due to Other Insurers	26,145,766	21,931,773	19
Different Provisions	12,124,546	14,515,692	-16
Other Liabilities	17,874,533	23,568,345	-24
Accounts Payable to Banks	13,330,580	18,431,391	-28
Total of Accounts Payable and Other Liabilities	87,997,589	91,868,127	-4
Technical Provisions			
Net Unearned Premium Provision	59,726,490	52,470,226	14
Unexpired Risks Provision	187,829	168,234	12
Net Outstanding Claims Provision	56,365,319	50,730,514	11
Net Mathematical Provision	53,358,544	51,902,432	3
Catastrophic Risk Provision	445,316	329,886	35
Other Technical Provisions	692,843	684,250	1
Total Technical Provisions	170,776,341	156,285,542	9
Total Liabilities	258,773,930	248,153,669	4
Minority Equity (Interest)	3,536,656	198,254	1684
Paid Up Capital	206,605,477	130,713,554	58
Premiums (Discount) on Paid Up Capital	10,394,459	274,017	3693
Statutory Reserve	23,941,967	21,886,127	9
Voluntary Reserve	7,289,076	7,359,609	-1
Other Reserves	309,983	207,758	49
Change in Fair Value	-1,646,131	42,269,058	-104
Proposed Profits for Distribution	8,150,000	10,290,000	-21
Retained Earnings (Accumulated Losses)	10,916,222	51,554,751	-79
Others	18,995,886	12,456,266	53
Total Shareholders' Equity	284,956,939	277,011,140	3
Total Liabilities and Shareholders' Equity	547,267,525	525,363,063	4

* The figures of the balance sheet for 25 insurance companies are from 1/1-31/12/2006 and from 1/7-31/12/2006 for one insurance company because of merging with another company.

Table (5)

Income Statement for the Jordanian Insurance Companies for the Year 2006

(J.D)

Details	2006	2005	Percentage Change %
Underwriting Profit Transferred from Marine & Transport Account	3,970,083	4,110,836	3-
Underwriting Profit Transferred from Aviation Account	129,230-	170,148-	24
Underwriting Profit Transferred from Fire Account	1,310,136	1,368,556	4-
Underwriting Profit Transferred from Motor Account	2,768,145-	4,853,738	157-
Underwriting Profit Transferred from General Accident Account	1,929,001	930,497	107
Underwriting Profit Transferred from Credit Account	302,743	103,638	192
Underwriting Profit Transferred from Medical Account	895,731	1,406,430	36-
Underwriting Profit Transferred from Life Account	5,393,779	5,851,648	8-
Total Underwriting Profit from Insurance Branches Account (Inside Jordan)	10,904,098	18,455,195	41-
Underwriting Profit Transferred from Companies' Branches Account (Outside Jordan)	523,565	1,421,851	63-
Underwriting Profit Transferred from Insurance Branches Account (Inside & Outside Jordan)	11,427,663	19,877,046	43-
Received Interests	8,214,448	5,563,073	48
Interests of Financial Assets Available for Sale	124,375	141,012	12-
Profit from Financial Assets and Investments	6,893,295	68,373,293	90-
Profit (Loss) of Selling Financial Assets Available for Sale	196,755	1,737,080	89-
Profit (Loss) of Selling Fixed Assets	6,560-	481,988	101-
Accumulated Change in Accounting Policies			
Net Profit of Abroad Agencies			
Other Revenues	3,464,794	2,220,859	56
Previous Years' Adjustments			
Total Revenues	30,314,770	98,394,351	69-
Expenses			
Unallocated Administrative & General Expenses	4,177,001	4,087,623	2
Doubtful Debts' Expense	1,826,606	1,216,496	50
Depreciation	1,598,639	1,532,234	4
Bad Debts' Expense	16,180	110,705	85-
Other Expenses	1,191,719	1,409,213	15-
Special Provision	96,906	442,409	78-
Total Expenses	8,907,051	8,798,680	1
Total Profit Before Tax and Fees	21,407,719	89,595,671	76-
Income Tax Provision	4,266,207	9,243,314	54-
Income Tax Provision for Previous Years	502,281	502,874	0.1-
Jordan Universities' Additional Fees	327,341	655,496	50-
Scientific Research & Vocational Training Fees	181,896	616,393	70-
Technical and Vocational Training and Education Support Fees	219,513	445,410	51-
Proposed Profits for Distribution	600,000		
Board of Directors' Remuneration	390,601	740,578	47-
Net Profit After Tax and Fees	14,919,880	77,391,606	81-
Minority Equity	46,818-	179,064	126-
Net Profit	14,966,698	77,212,542	81-

* The figures of the balance sheet are for 25 insurance companies from 1/1-31/12/2006 and from 1/ 7-31/12/2006 for one insurance company because of merging with another company.

Table (6)
Growth of Premiums for All Classes
2000-2006

(JD)

	2000	2001	2002	2003	2004	2005	2006
MARINE INSURANCE*	7,917,721	9,099,875	10,475,721	12,241,626	17,494,940	21,176,828	22,480,539
* Less (Local) reinsurers premiums	311,370	524,903	507,584	1,010,655	929,086	1,140,827	1,059,363
* Less (Abroad) reinsurers premiums	5,876,784	6,801,227	7,909,009	8,964,923	13,839,022	17,151,314	18,045,063
* Net retained premiums	1,729,567	1,773,745	2,059,128	2,266,048	2,726.832	2,884,687	3,376,113
FIRE INSURANCE	10,680,610	10,550,244	13,601,397	22,668,736	24,077,609	29,697,050	35,157,911
* Less (Local) reinsurers premiums	2,210,563	1,897,383	2,778,691	3,698,816	3,762,526	4,024,830	5,904,345
* Less (Abroad) reinsurers premiums	7,842,026	8,027,611	10,090,313	17,635,299	19,174,260	24,174,670	27,347,592
* Net retained premiums	628,021	625,250	732,393	1,334,621	1,140.823	1,497,550	1,905,974
MOTOR INSURANCE	44,478,352	49,242,198	64,555,052	77,134,629	88,028,467	100,961,858	121,046,810
* Less (Local) reinsurers premiums	3,099,239	3,800,334	2,696,057	2,686,606	3,798,322	5,688,014	13,182,704
* Less (Abroad) reinsurers premiums	2,667,711	1,504,277	533,330	133,049	4,221.617	4,330,062	4,374,560
* Net retained premiums	38,711,402	43,937,587	61,325,665	74,314,974	80,008.528	90,943,782	103,489,546
GENERAL ACCIDENT INSURANCE**	8,064,155	10,324,476	13,736,547	8,250,603	8,247.122	8,680,770	11,234,062
* Less (Local) reinsurers premiums	872,625	1,314,257	2,584,186	1,036,203	650,466	769,322	1,442,109
* Less (Abroad) reinsurers premiums	5,643,723	7,045,511	9,330,736	5,843,224	5,806.392	5,762,573	5,400,258
* Net retained premiums	1,547,807	1,964,708	1,821,625	1,371,176	1,790.264	2,148,875	4,391,695
CREDIT INSURANCE***	295,991	196,770	154,928	440,472	395,726	577,577	766,198
* Less (Local) reinsurers premiums	-	-	-	-	-	-	-
* Less (Abroad) reinsurers premiums	220,966	140,341	74,795	239,769	202,039	211,349	235,686
* Net retained premiums	75,025	56,429	80,133	200,703	193,687	366,228	530,512
TOTAL NON-LIFE INSURANCES	71,436,829	79,413,563	102,523,645	120,736,066	138,243.864	161,094,083	190,685,520
* Less (Local) reinsurers premiums	6,493,797	7,536,877	8,566,518	8,432,280	9,140.400	11,622,993	21,588,521
* Less (Abroad) reinsurers premiums	22,251,210	23,518,967	27,938,183	32,816,264	43,243.330	51,629,968	55,403,159
* Net retained premiums	42,691,822	48,357,719	66,018,944	79,487,522	85,860.134	97,841,122	113,693,840
LIFE ASSURANCE	16,283,831	17,399,796	18,526,363	19,634,856	21,523.897	22,905,628	25,153,740
* Less (Local) reinsurers premiums	-	-	7,240	306,859	390,226	473,319	763,408
* Less (Abroad) reinsurers premiums	3,414,971	4,180,552	4,423,166	4,396,925	4,554.890	5,039,707	6,132,999
* Net retained premiums	12,868,860	13,219,244	14,095,957	14,931,072	16,578.781	17,392,602	18,257,333
MEDICAL INSURANCE	16,458,231	23,623,328	25,824,599	31,157,770	31,656,229	35,848,123	42,897,537
* Less (Local) reinsurers premiums	1,770	20,612	17,954	494,903	273,429	149,913	82,289
* Less (Abroad) reinsurers premiums	7,712,573	8,720,760	9,692,651	6,743,757	6,916.392	11,981,385	16,791,379
* Net retained premiums	8,743,888	14,881,956	16,113,994	23,919,110	24,466.408	23,716,825	26,023,869
TOTAL PREMIUMS UNDERWRITTEN	104,178,891	120,436,687	146,874,607	171,528,692	191,423,990	219,847,834	258,736,797
* Less (Local) reinsurers premiums	6,495,567	7,557,489	8,591,712	9,234,042	9,804,055	12,246,225	22,434,218
* Less (Abroad) reinsurers premiums	33,378,754	36,420,279	42,054,000	43,956,946	54,714.612	68,651,060	78,327,537
* Net Retained Premiums	64,304,570	76,458,919	96,228,895	118,337,704	126,905.323	138,950,549	157,975,042

* Marine Insurance premiums in 2006 include aviation insurance premiums with an amount of J.D (3,842,196) .

** General Accident Insurance premiums in 2006 include liability Insurance premiums with an amount of J.D (5,187,302) .

Table (7)

**Growth of Paid Claims for All Classes
2000-2006**

JD

	2000	2001	2002	2003	2004	2005	2006
<u>MARINE INSURANCE**</u>	2,917,398	2,312,285	2,417,211	2,445,701	2,720,875	3,535,048	3,560,454
* Recoveries				218,910	185,650	173,171	204,229
* Less Local Reinsurers Share			10,824	28,169	109,847	213,654	80,084
* Less (Abroad)Reinsurers Share	2,494,457	2,024,607	2,064,583	1,766,338	1,943,137	2,679,319	2,770,051
* Retained Claims	422,941	287,678	341,804	432,284	482,241	468,904	506,090
<u>FIRE INSURANCE</u>	4,092,676	8,019,652	4,146,282	9,215,695	8,084,922	11,607,891	21,218,351
* Recoveries				171,634	165,660	156,184	183,209
* Less Local Reinsurers Share			49,912	975,465	689,301	1,247,869	965,158
* Less (Abroad)Reinsurers Share	3,819,561	7,556,005	3,701,321	7,239,501	6,771,143	7,937,791	18,558,309
* Retained Claims	273,115	463,647	395,049	829,095	458,818	2,266,047	1,511,675
<u>MOTOR INSURANCE</u>	35,112,548	36,838,118	42,237,755	58,224,901	70,144,221	87,241,664	103,299,965
* Recoveries				6,154,886	8,121,316	10,861,117	14,687,134
* Less Local Reinsurers Share			328,671	1,932,893	1,995,532	3,980,656	5,116,955
* Less (Abroad)Reinsurers Share	4,967,947	5,844,692	5,427,652	4,534,170	4,990,001	6,464,452	4,791,661
* Retained Claims	30,144,601	30,993,426	36,481,432	45,602,952	55,037,372	65,935,439	78,704,215
<u>GENERAL ACCIDENT INSURANCE**</u>	3,598,098	2,699,106	3,789,634	1,292,442	2,826,105	2,118,734	1,729,186
* Recoveries				8,921	20,849	724,109	5,630
* Less Local Reinsurers Share			39,257	89,374	568,785	291,342	141,897
* Less (Abroad)Reinsurers Share	3,119,337	2,686,637	3,291,785	753,007	1,602,244	664,283	1,104,886
* Retained Claims	478,761	12,469	458,592	441,140	634,227	439,000	476,773
<u>CREDIT INSURANCE</u>	273,540	683,658	870,066	365,582	258,750	198,002	91,872
* Recoveries				-			
* Less Local Reinsurers Share							
* Less (Abroad)Reinsurers Share	239,856	502,231	761,197	238,441	255,946	157,605	90,457
* Retained Claims	33,684	181,427	108,869	127,141	2,804	40,397	1,415
<u>TOTAL NON-LIFE INSURANCE</u>	45,994,260	50,552,819	53,460,948	71,544,321	84,034,873	104,701,339	129,899,828
* Recoveries				6,554,351	8,493,475	11,914,581	15,080,202
* Less Local Reinsurers Share			428,664	3,025,901	3,363,465	5,733,521	6,304,094
* Less (Abroad)Reinsurers Share	14,641,158	18,614,172	15,246,538	14,531,457	15,562,471	17,903,450	27,315,364
* Retained Claims	31,353,102	31,938,647	37,785,746	47,432,612	56,615,462	69,149,787	81,200,168
<u>LIFE ASSURANCE***</u>	7,848,747	9,710,399	10,019,249	10,144,003	11,445,823	10,275,554	10,896,647
* Less Local Reinsurers Share				55,953	28,887	51,983	85,894
* Less (Abroad)Reinsurers Share	2,226,784	3,065,235	3,830,999	2,785,832	4,348,751	2,815,678	3,915,100
* Retained Claims	5,621,963	6,645,164	6,188,250	7,302,218	7,068,185	7,407,893	6,895,653
<u>MEDICAL INSURANCE</u>	13,906,941	19,547,982	22,707,312	26,420,906	28,095,453	27,866,828	33,592,633
* Recoveries				378,516	634,785	725,585	695,980
* Less Local Reinsurers Share			2,718	237,188	160,336	168,335	45,402
* Less (Abroad)Reinsurers Share	6,945,971	9,297,748	9,716,453	18,571,370	5,701,295	7,618,322	11,980,181
* Retained Claims	6,960,970	10,250,234	12,988,141	7,233,832	21,599,037	19,354,586	20,871,070
<u>Total Paid Claims</u>	67,749,948	79,811,200	86,187,509	108,109,230	123,576,149	142,843,721	174,389,108
* Recoveries				6,932,867	9,128,260	12,640,166	15,776,182
* Less Local Reinsurers Share			431,382	3,319,042	3,552,688	5,953,839	6,435,390
* Less (Abroad)Reinsurers Share	23,813,913	30,977,155	28,793,990	35,888,659	25,612,517	28,337,450	43,210,645
* Retained Claims	43,936,035	48,834,045	56,962,137	61,968,662	85,282,828	95,912,266	108,966,891

* Marine insurance Claims in 2006 include aviation Claims in an amount of J.D (265,795)

** General Accident Claims include liability paid claims in an amount of J.D (505,607)in addition to other insurances

*** Life Assurance claims include the amounts paid for surrender and maturity Policies in an amount of J.D (4,932,860)

Table (8)

Written Premiums of Jordan Insurance Market (2006)

	2005	2006	Arrange of Branch	Share of Gross Premiums %	Growth %	Arrange According to Average Growth
	JD		2006	2006		
<u>MARINE INSURANCE*</u>	21,176,828	22,480,539				
* Less (Local) reinsurers premiums	1,140,827	1,059,363				
* Less (Abroad) reinsurers premiums	17,151,314	18,045,063	5	8.7	6.2	7
* Net retained premiums	2,884,687	3,376,113				
<u>FIRE INSURANCE</u>	29,697,050	35,157,911				
* Less (Local) reinsurers premiums	4,024,830	5,904,345				
* Less (Abroad) reinsurers premiums	24,174,670	27,347,592	3	13.6	18.4	5
* Net retained premiums	1,497,550	1,905,974				
<u>MOTOR INSURANCE</u>	100,961,858	121,046,810				
* Less (Local) reinsurers premiums	5,688,014	13,182,704				
* Less (Abroad) reinsurers premiums	4,330,062	4,374,560	1	46.8	19.9	3
* Net retained premiums	90,943,782	103,489,546				
<u>GENERAL ACCIDENT INSURANCE**</u>	8,680,770	11,234,062				
* Less (Local) reinsurers premiums	769,322	1,442,109				
* Less (Abroad) reinsurers premiums	5,762,573	5,400,258	6	4.3	29.4	2
* Net retained premiums	2,148,875	4,391,695				
<u>Credit Insurance</u>	577,577	766,198				
* Less (Local) reinsurers premiums	-	-				
* Less (Abroad) reinsurers premiums	211,349	235,686	7	0.3	32.7	1
* Net retained premiums	366,228	530,512				
<u>TOTAL (NON-LIFE) INSURANCES</u>	161,094,083	190,685,520				
* Less (Local) reinsurers premiums	51,629,968	55,403,159				
* Less (Abroad) reinsurers premiums	51,629,968	55,403,159		73.7	18.4	
* Net retained premiums	97,841,122	113,693,840				
<u>LIFE ASSURANCE</u>	22,905,628	25,153,740				
* Less (Local) reinsurers premiums	473,319	763,408				
* Less (Abroad) reinsurers premiums	5,039,707	6,132,999	4	9.7	9.8	6
* Net retained premiums	17,392,602	18,257,333				
<u>MEDICAL INSURANCE</u>	35,848,123	42,897,537				
* Less (Local) reinsurers premiums	149,913	82,289				
* Less (Abroad) reinsurers premiums	11,981,385	16,791,379	2	16.6	19.7	4
* Net retained premiums	23,716,825	26,023,869				
<u>TOTAL PREMIUMS UNDERWRITTEN</u>	219,847,834	258,736,797				
* Less (Local) reinsurers premiums	12,246,225	22,434,218				
* Less (Abroad) reinsurers premiums	68,651,060	78,327,537		100	17.7	
* Net retained premiums	138,950,549	157,975,042				

* Marine Insurance premiums in 2006 include aviation insurance premiums with an amount of J.D (3,842,196) .

** General Accident Insurance premiums in 2006 include liability insurance premiums with an amount of J.D (5,187,302)in addition to other insurances

Table (9)

Paid Claims of Jordan Insurance Market (2006)

	2005	2006	Arrange of Branch 2006	Share of Gross Claims % 2006	Growth %	Arrange According to Average Growth
	JD					
<u>MARINE INSURANCE*</u>	3,535,048	3,560,454				
* Recoveries	173,171	204,229				
* Less Local Reinsurers Share	213,654	80,084	5	2	5.9	5
* Less (Abroad)Reinsurers Share	2,679,319	2,770,051				
* Retained Claims	468,904	506,090				
<u>FIRE INSURANCE</u>	11,607,891	21,218,351				
* Recoveries	156,184	183,209				
* Less Local Reinsurers Share	1,247,869	965,158	3	12.2	82.8	1
* Less (Abroad)Reinsurers Share	7,937,791	18,558,309				
* Retained Claims	2,266,047	1,511,675				
<u>MOTOR INSURANCE</u>	87,241,664	103,299,965				
* Recoveries	10,861,117	14,687,134				
* Less Local Reinsurers Share	3,980,656	5,116,955	1	59.2	18.4	3
* Less (Abroad)Reinsurers Share	6,464,452	4,791,661				
* Retained Claims	65,935,439	78,704,215				
<u>GENERAL ACCIDENT INSURANCE**</u>	2,118,734	1,729,186				
* Recoveries	724,109	5,630				
* Less Local Reinsurers Share	291,342	141,897	6	1	-18.4	6
* Less (Abroad)Reinsurers Share	664,283	1,104,886				
* Retained Claims	439,000	476,773				
<u>CREDIT INSURANCE</u>	198,002	91,872				
* Recoveries			7	0.1	-53.6	7
* Less Local Reinsurers Share						
* Less (Abroad)Reinsurers Share	157,605	90,457				
* Retained Claims	40,397	1,415				
<u>TOTAL NON-LIFE INSURANCE</u>	104,701,339	129,899,828				
* Recoveries	11,914,581	15,080,202		74.5	24.0	
* Less Local Reinsurers Share	5,733,521	6,304,094				
* Less (Abroad)Reinsurers Share	17,903,450	27,315,364				
* Retained Claims	69,149,787	81,200,168				
<u>LIFE ASSURANCE***</u>	10,275,554	10,896,647				
* Less Local Reinsurers share	51,983	85,894	4	6.2	6	4
* Less (Abroad)Reinsurers share	2,815,678	3,915,100				
* Retained Claims	7,407,893	6,895,653				
<u>MEDICAL INSURANCE</u>	27,866,828	33,592,633				
* Recoveries	725,585	695,980				
* Less Local Reinsurers Share	168,335	45,402	2	19.3	20.5	2
* Less (Abroad)Reinsurers Share	7,618,322	11,980,181				
* Retained Claims	19,354,586	20,871,070				
<u>Total Paid Claims</u>	142,843,721	174,389,108		100	22	
* Recoveries	12,640,166	15,776,182				
* Less Local Reinsurers Share	5,953,839	6,435,390				
* Less (Abroad)Reinsurers Share	28,337,450	43,210,645				
* Retained Claims	95,912,266	108,966,891				

* Marine insurance Claims in 2006 include aviation Claims in an amount of J.D (265,795).

** General Accident Claims include liability paid claims in an amount of J.D (505,607)in addition to other insurances.

*** Life Assurance claims include the amounts paid for surrender and maturity Policies in an amount of J.D (4,932,860).

Companies Share % in Gross Premiums For The Year of 2006

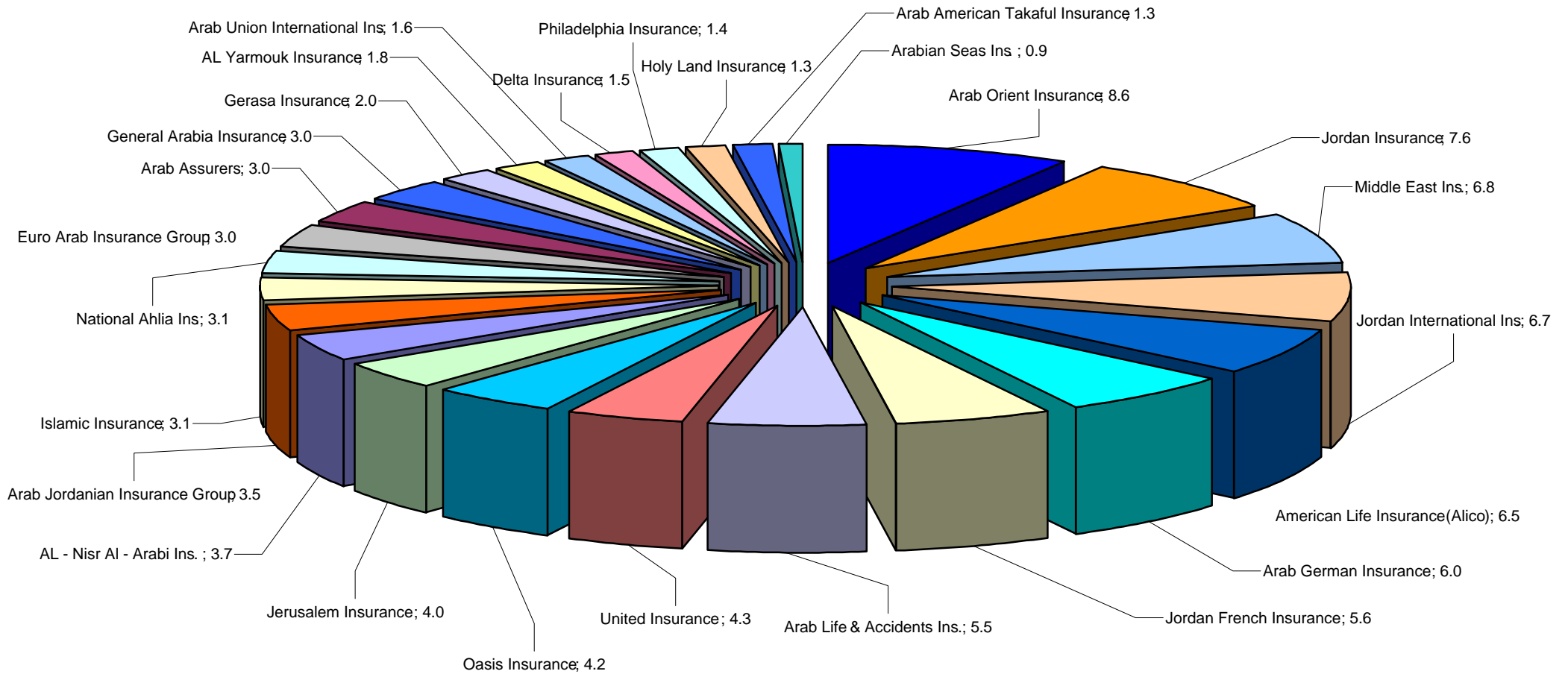


Table (10)
Underwritten Premiums 2006
(Companie's Share of All Classes)

(JD)

-1

No.	Companies	Marine		Aviation		Total Marine+Aviation		Fire& Other Property Damages		Liability		Other Branches		Credit		Motor			
																Compulsory(Third Party Liability Insurance)		Comprehensive (Own Damages)	
		2006	2005	2006	2005	2006	2005	2006	2005	2006	2005	2006	2005	2006	2005	2006	2005	2006	2005
1	Jordan Insurance	1,789,513	1,414,864			1,789,513	1,414,864	6,300,140	4,322,269	749,852	463,946	54,320	286,567			1,909,567	1,838,866	4,880,933	3,936,369
2	Middle East Insurance	3,132,587	2,734,460	755,168	772,790	3,887,755	3,507,250	4,527,510	4,578,118	691,616	336,999	340,259	331,449			1,984,269	2,032,706	2,749,601	2,662,784
3	National Ahlia Insurance	720,775	712,095			720,775	712,095	2,417,347	2,393,518	123,934	81,652	15,901	20,125			2,946,012	2,660,398	1,114,421	1,391,433
4	United Insurance	1,310,164	1,260,472		845,748	1,310,164	2,106,220	1,687,530	2,213,057	276,825	426,869	80,542	67,678			3,045,647	2,748,516	3,582,427	2,602,502
5	Arabian Seas Insurance	84,489	54,516			84,489	54,516	568,106	557,453	330,602	53,370	8,286	16,667			1,128,058	1,013,185	134,838	107,301
6	General Arabia Insurance	918,163	1,019,361			918,163	1,019,361	1,718,401	1,112,087			534,127	552,776			1,213,894	1,455,134	976,388	931,958
7	Jerusalem Insurance	1,610,807	1,270,893			1,610,807	1,270,893	1,157,815	930,845	111,156	57,110	32,706	46,827			3,376,042	3,265,204	2,676,329	2,407,529
8	AL-Nisr Al-Arabi Insurance	420,711	501,373			420,711	501,373	923,801	735,827	191,950	113,277	194,686	104,760			1,653,831	1,738,822	1,127,497	892,226
9	Jordan French Insurance	1,328,784	1,209,801	155,583	1,206,522	1,484,367	2,416,323	744,977	705,417	91,433	24,559	20,893	6,525	210,578	139,357	5,051,974	5,427,782	2,328,595	1,452,027
10	Arab Union International Ins.	167,402	140,441			167,402	140,441	154,313	120,690			31,201	33,335			3,149,969	3,315,854	611,269	657,714
11	Delta Insurance	335,968	356,861			335,968	356,861	1,344,852	1,362,517	92,200	29,639	60,247	66,771			1,141,475	1,092,605	363,367	295,418
12	Oasis Insurance	110,949	254,609			110,949	254,609	562,677	467,661			203,397	175,723			7,269,771	1,978,854	2,037,132	847,129
13	Al Yarmouk Insurance	488,385	388,904			488,385	388,904	1,264,362	1,258,118	11,134	13,367	10,617	10,877			2,014,320	1,066,074	136,812	193,372
14	Holy Land Insurance	30,701	55,078			30,701	55,078	351,865	338,720	26,491	29,777					2,373,953	2,325,491	473,396	476,242
15	Arab Life & Accidents Ins.	790,557	788,524			790,557	788,524	1,766,189	1,308,917	229,849	239,170			555,620	438,220	4,005,995	4,174,510	4,072,686	2,634,121
16	Philadelphia Insurance	250,553	80,499			250,553	80,499	88,080	77,617	3,029	13,669	12,435	6,227			2,374,633	2,998,634	871,697	783,839
17	American Life Insurance(Alico)					0	0					1,969,955	1,682,546						
18	Jordan International Ins.	1,384,269	1,151,195	506,163	376,416	1,890,432	1,527,611	1,193,689	1,089,379	341,418	177,269	7,894	11,541			5,612,798	4,293,069	3,959,576	2,619,816
19	Arab German Insurance	420,068	670,437			420,068	670,437	2,966,567	1,986,588	568,373	167,160	86,746	80,976				2,212,987		1,168,760
20	Euro Arab Insurance Group	290,385	399,630			290,385	399,630	445,187	213,596	1,095,782	794,006					2,572,804	2,251,833	1,102,946	624,274
21	Islamic Insurance	780,871	665,340			780,871	665,340	758,458	548,958			193,192	181,469			2,335,529	2,164,172	1,419,050	1,102,855
22	Arab Assurers	809,412	987,023			809,412	987,023	644,409	423,792	34,519	32,734	78,776	48,376			4,272,145	3,686,479	1,221,829	943,718
23	Arab American Takaful Insurance	66,740	24,475			66,740	24,475	38,978	1,068			2,702	221			3,025,894	3,317,207	99,179	36,731
24	Arab Jordanian Ins. Group	667,751	668,794			667,751	668,794	819,852	879,353			286,790	227,656			3,977,644	3,701,336	2,549,626	1,429,691
25	Arab Orient Insurance	625,407	544,298	2,425,282	553,017	3,050,689	1,097,315	2,460,368	1,900,964	213,051	216,395	1,816,392	1,443,162			3,073,378	2,980,955	3,303,330	2,200,594
26	Gerasa Insurance	102,932	68,392			102,932	68,392	252,438	170,520	4,088	2,905	4,695	4,643			4,033,589	4,032,820	448,027	789,963
	Total	18,638,343	17,422,335	3,842,196	3,754,493	22,480,539	21,176,828	35,157,911	29,697,049	5,187,302	3,273,873	6,046,759	5,406,897	766,198	577,577	73,543,191	67,773,493	42,240,951	33,188,366

Table (10)
Underwritten Premiums 2006
(Company's Share of All Classes)
(JD)

-2

No.	Companies	Total Motor*		Non Life Insurances		Medical		Life		Medical+Life		Gross Underwritten Premiums		Market's Share %	
		Compulsory (Third Party Liability Ins.)& Comprehensive (Own Damages)		2006	2005	2006	2005	2006	2005	2006	2005	2006	2005	2006	2005
		2006	2005	2006	2005	2006	2005	2006	2005	2006	2005	2006	2005	2006	2005
1	Jordan Insurance	6,790,500	5,775,235	15,684,325	12,262,881	1,810,910	1,851,941	2,237,456	1,807,943	4,048,366	3,659,884	19,732,691	15,922,765	7.63	7.24
2	Middle East Insurance	4,733,870	4,695,490	14,181,010	13,449,306	2,014,521	1,783,913	1,277,772	1,111,203	3,292,293	2,895,116	17,473,303	16,344,422	6.75	7.43
3	National Ahlia Insurance	4,060,433	4,051,831	7,338,390	7,259,221	366,232	325,498	223,525	167,170	589,757	492,668	7,928,147	7,751,889	3.06	3.53
4	United Insurance	6,628,074	5,351,018	9,983,135	10,164,842	1,007,224	1,093,802	99,622	115,816	1,106,846	1,209,618	11,089,981	11,374,460	4.29	5.17
5	Arabian Seas Insurance	1,262,896	1,120,486	2,254,379	1,802,492					0	0	2,254,379	1,802,492	0.87	0.82
6	General Arabia Insurance	2,190,282	2,387,092	5,360,973	5,071,316	1,612,775	1,676,529	679,280	507,202	2,292,055	2,183,731	7,653,028	7,255,047	2.96	3.30
7	Jerusalem Insurance	6,052,371	5,672,733	8,964,855	7,978,408	1,044,816	1,058,088	517,761	678,006	1,562,577	1,736,094	10,527,432	9,714,502	4.07	4.42
8	AL-Nisr Al-Arabi Insurance	2,781,328	2,631,048	4,512,476	4,086,285	2,612,315	2,619,023	2,534,906	2,119,839	5,147,221	4,738,862	9,659,697	8,825,147	3.73	4.01
9	Jordan French Insurance	7,380,569	6,879,809	9,932,817	10,171,990	4,007,880	2,183,814	472,849	379,920	4,480,729	2,563,734	14,413,546	12,735,724	5.57	5.79
10	Arab Union International Ins.	3,761,238	3,973,568	4,114,154	4,268,034	41,564				41,564	0	4,155,718	4,268,034	1.61	1.94
11	Delta Insurance	1,504,842	1,388,023	3,338,109	3,203,811	485,600	471,010	7,161	7,349	492,761	478,359	3,830,870	3,682,170	1.48	1.67
12	Oasis Insurance	9,306,903	2,825,983	10,183,926	3,723,976	796,778	435,666			796,778	435,666	10,980,704	4,159,642	4.24	1.89
13	Al Yarmouk Insurance	2,151,132	1,259,446	3,925,630	2,930,712	605,762	636,393	18,271	4,028	624,033	640,421	4,549,663	3,571,133	1.76	1.62
14	Holy Land Insurance	2,847,349	2,801,733	3,256,406	3,225,308					0	0	3,256,406	3,225,308	1.26	1.47
15	Arab Life & Accidents Ins.	8,078,681	6,808,631	11,420,896	9,583,462	1,243,858	1,355,643	1,606,510	1,145,447	2,850,368	2,501,090	14,271,264	12,084,552	5.52	5.50
16	Philadelphia Insurance	3,246,330	3,782,473	3,600,427	3,960,485					0	0	3,600,427	3,960,485	1.39	1.80
17	American Life Insurance(Alico)	0	0	1,969,955	1,682,546	2,402,748	2,012,328	12,553,641	12,128,039	14,956,389	14,140,367	16,926,344	15,822,913	6.54	7.20
18	Jordan International Ins.	9,572,374	6,912,885	13,005,807	9,718,685	3,773,377	3,147,771	513,996	476,396	4,287,373	3,624,167	17,293,180	13,342,852	6.68	6.07
19	Arab German Insurance	5,262,663	3,381,747	9,304,417	6,286,908	5,956,584	2,730,642	761,150	679,469	6,717,734	3,410,111	16,022,151	9,697,019	6.19	4.41
20	Euro Arab Insurance Group	3,675,750	2,876,107	5,507,104	4,283,339	2,004,886	1,179,014	301,004	207,654	2,305,890	1,386,668	7,812,994	5,670,007	3.02	2.58
21	Islamic Insurance	3,754,579	3,267,027	5,487,100	4,662,794	1,693,712	1,501,741	874,769	702,082	2,568,481	2,203,823	8,055,581	6,866,617	3.11	3.12
22	Arab Assurers	5,493,974	4,630,197	7,061,090	6,122,122	429,012	713,870	305,057	512,457	734,069	1,226,327	7,795,159	7,348,449	3.01	3.34
23	Arab American Takaful Insurance	3,125,073	3,353,938	3,233,493	3,379,702					0	0	3,233,493	3,379,702	1.25	1.54
24	Arab Jordanian Ins. Group	6,527,270	5,131,027	8,301,663	6,906,830	477,790	416,525	169,010	139,616	646,800	556,141	8,948,463	7,462,971	3.46	3.39
25	Arab Orient Insurance	6,376,708	5,181,549	13,917,208	9,839,385	8,219,428	8,389,986			8,219,428	8,389,986	22,136,636	18,229,371	8.56	8.29
26	Gerasa Insurance	4,481,616	4,822,783	4,845,769	5,069,243	289,765	264,926		15,992	289,765	280,918	5,135,534	5,350,161	1.98	2.43
	Total	121,046,805	100,961,859	190,685,514	161,094,083	42,897,537	35,848,123	25,153,740	22,905,628	68,051,277	58,753,751	258,736,791	219,847,834	100	100

* Total motor insurance premiums doesn't match the total of both compulsory & comprehensive premiums because the breakdown of the branch is not available for one insurance company.

Table (11)
Motor Underwritten Premiums 2006*
 As in 31/12/2006 compared with 31/12/2005

No.	Companies	Compulsory T.P.L /Jordanian Vehicles**		Compulsory T.P.L from Comprehensive		Compulsory T.P.L/ Foreign Vehicles		Total Compulsory/T.P.L		Comprehensive Own (Damages)		Total Motors***	
		2006	2005	2006	2005	2006	2005	2006	2005	2006	2005	2006	2005
1	Jordan Insurance	659,332	623,912	733,247	639,085	516,988	575,869	1,909,567	1,838,866	4,880,933	3,936,369	6,790,500	5,775,235
2	Middle East Ins.	863,796	799,487	619,644	696,315	500,829	536,904	1,984,269	2,032,706	2,749,601	2,662,784	4,733,870	4,695,490
3	National Ahlia Ins.	2,228,815	1,881,204	268,453	300,160	448,744	479,034	2,946,012	2,660,398	1,114,421	1,391,433	4,060,433	4,051,831
4	United Insurance	1,045,050	1,411,531	1,016,982	789,228	983,615	547,757	3,045,647	2,748,516	3,582,427	2,602,502	6,628,074	5,351,018
5	Arabian Seas Ins.	566,992	437,996	43,559	37,513	517,507	537,676	1,128,058	1,013,185	134,838	107,301	1,262,896	1,120,486
6	General Arabia Insurance	475,691	645,002	267,759	262,057	470,444	548,075	1,213,894	1,455,134	976,388	931,958	2,190,282	2,387,092
7	Jerusalem Insurance	2,148,527	2,038,287	750,915	705,748	476,600	521,169	3,376,042	3,265,204	2,676,329	2,407,529	6,052,371	5,672,733
8	AL - Nisir Al - Arabi Ins.	774,742	852,498	393,845	338,249	485,244	548,075	1,653,831	1,738,822	1,127,497	892,226	2,781,328	2,631,048
9	Jordan French Insurance	3,773,675	4,333,369	809,496	525,484	468,803	568,929	5,051,974	5,427,782	2,328,595	1,452,027	7,380,569	6,879,809
10	Arab Union International Ins.	2,567,341	2,623,872	91,129	142,876	491,499	549,106	3,149,969	3,315,854	611,269	657,714	3,761,238	3,973,568
11	Delta Insurance	551,409	487,028	77,432	104,000	512,634	501,577	1,141,475	1,092,605	363,367	295,418	1,504,842	1,388,023
12	Oasis Insurance	1,693,869	1,048,693	771,684	378,560	4,804,218	551,601	7,269,771	1,978,854	2,037,132	847,129	9,306,903	2,825,983
13	AL Yarmouk Insurance	1,534,840	506,452	23,591	36,424	455,889	523,198	2,014,320	1,066,074	136,812	193,372	2,151,132	1,259,446
14	Holy Land Insurance	1,613,734	1,489,129	292,623	287,257	467,596	549,105	2,373,953	2,325,491	473,396	476,242	2,847,349	2,801,733
15	Arab Life & Accidents Ins.	2,749,475	2,855,988	836,052	766,921	420,468	551,601	4,005,995	4,174,510	4,072,686	2,634,121	8,078,681	6,808,631
16	Philadelphia Insurance	1,348,311	1,337,031	467,291	436,197	559,031	1,225,406	2,374,633	2,998,634	871,697	783,839	3,246,330	3,782,473
17	Jordan International Ins.	2,832,477	2,009,328	2,294,190	1,751,352	486,131	532,389	5,612,798	4,293,069	3,959,576	2,619,816	9,572,374	6,912,885
18	Arab German Insurance		1,359,355		374,482		479,150	0	2,212,987		1,168,760	5,262,663	3,381,747
19	Euro Arab Insurance Group	1,607,514	1,020,357	634,621	687,996	330,669	543,480	2,572,804	2,251,833	1,102,946	624,274	3,675,750	2,876,107
20	Islamic Insurance	1,422,107	1,252,721	427,291	379,062	486,131	532,389	2,335,529	2,164,172	1,419,050	1,102,855	3,754,579	3,267,027
21	Arab Assurers	3,399,042	2,889,988	478,542	382,277	394,561	414,214	4,272,145	3,686,479	1,221,829	943,718	5,493,974	4,630,197
22	Arab American Takaful Insurance	2,552,421	2,691,082	17,479	41,578	455,994	584,547	3,025,894	3,317,207	99,179	36,731	3,125,073	3,353,938
23	Arab Jordanian Insurance Group	2,793,304	2,396,294	656,755	783,061	527,585	521,981	3,977,644	3,701,336	2,549,626	1,429,691	6,527,270	5,131,027
24	Arab Orient Insurance	1,814,770	1,708,179	772,079	738,992	486,529	533,784	3,073,378	2,980,955	3,303,330	2,200,594	6,376,708	5,181,549
25	Gerasa Insurance	3,317,663	3,126,396	207,779	374,035	508,147	532,389	4,033,589	4,032,820	448,027	789,963	4,481,616	4,822,783
	Total	44,334,897	41,825,179	12,952,438	11,958,909	16,255,856	13,989,405	73,543,191	67,773,493	42,240,951	33,188,366	121,046,805	100,961,859

* These numbers are according to the tables issued by insurance companies

** The premiums of T.P.L Jordanian Vehicles premiums include T.P.L policies issued by the unified office at JOIF + T.P.L tenders premiums + orange card premiums.

*** Total motor insurance premiums doesn't match the total of both compulsory & comprehensive insurance because the breakdown of the branch is not available for one insurance company.

Table (12)

Companie's Classification & Share of Gross Written Premiums

As in 31/12/2006 in J.Ds

-1

Classification of companies according to(Non Life Insurances Premiums)

%	Companies	Non Life Insurance	Companies Share%
1	Jordan Insurance	15,684,325	8.23
2	Middle East Ins.	14,181,010	7.44
3	Arab Orient Insurance	13,917,208	7.30
4	Jordan International Ins	13,005,807	6.82
5	Arab Life & Accidents Ins.	11,420,896	5.99
6	Oasis Insurance	10,183,926	5.34
7	United Insurance	9,983,135	5.24
8	Jordan French Insurance	9,932,817	4.88
9	Arab German Insurance	9,304,579	4.70
10	Jerusalem Insurance	8,964,855	4.70
11	Arab Jordanian Insurance Group	8,301,663	4.35
12	National Ahlia Ins.	7,338,390	3.85
13	Arab Assurers	7,061,090	3.70
14	Euro Arab Insurance Group	5,507,104	2.89
15	Islamic Insurance	5,487,100	2.88
16	General Arabia Insurance	5,360,973	2.81
17	Gerasa Insurance	4,845,769	2.54
18	AL - Nisr Al - Arabi Ins.	4,512,476	2.37
19	Arab Union International Ins	4,114,154	2.06
20	AL Yarmouk Insurance	3,925,630	1.89
21	Philadelphia Insurance	3,600,427	1.89
22	Delta Insurance	3,338,109	1.75
23	Holy Land Insurance	3,256,406	1.71
24	Arab American Takaful Insurance	3,233,493	1.70
25	Arabian Seas Ins.	2,254,379	1.18
26	American Life Insurance (Alico)	1,969,955	1.03
	Total	190,685,676	100.00

Classification of companies according to (Life & Medical Premiums)

%	Companies	Life&Health Insurance	Companies Share%
1	American Life Insurance (Alico)	14,956,389	21.98
2	Arab Orient Insurance	8,219,428	12.08
3	Arab German Insurance	6,717,734	9.87
4	AL - Nisr Al - Arabi Ins.	5,147,221	7.56
5	Jordan French Insurance	4,480,729	6.58
6	Jordan International Ins	4,287,373	6.30
7	Jordan Insurance	4,048,366	5.95
8	Middle East Ins.	3,292,293	4.84
9	Arab Life & Accidents Ins.	2,850,368	4.19
10	Islamic Insurance	2,568,481	3.77
11	Euro Arab Insurance Group	2,305,890	3.39
12	General Arabia Insurance	2,292,055	3.37
13	Jerusalem Insurance	1,562,577	2.30
14	United Insurance	1,106,846	1.63
15	Oasis Insurance	796,778	1.17
16	Arab Assurers	734,069	1.08
17	Arab Jordanian Insurance Group	646,800	0.95
18	AL Yarmouk Insurance	624,033	0.92
19	National Ahlia Ins.	589,757	0.87
20	Delta Insurance	492,761	0.72
21	Gerasa Insurance	289,765	0.43
22	Arab Union International Ins	41,564	
23	Arabian Seas Ins.	*	
24	Holy Land Insurance	*	
25	Philadelphia Insurance	*	
26	Arab American Takaful Insurance	*	
	Total	68,051,277	100

Classification of companies according to (Gross Premiums)

%	Companies	Gross Premiums	Companies Share%
1	Arab Orient Insurance	22,136,636	8.56
2	Jordan Insurance	19,732,691	7.63
3	Middle East Ins.	17,473,303	6.75
4	Jordan International Ins	17,293,180	6.68
5	American Life Insurance (Alico)	16,926,344	6.54
6	Arab German Insurance	16,022,151	6.19
7	Jordan French Insurance	14,413,546	5.57
8	Arab Life & Accidents Ins.	14,271,264	5.52
9	United Insurance	11,089,981	4.29
10	Oasis Insurance	10,980,704	4.24
11	Jerusalem Insurance	10,527,432	4.07
12	AL - Nisr Al - Arabi Ins.	9,659,697	3.73
13	Arab Jordanian Insurance Group	8,948,463	3.46
14	Islamic Insurance	8,055,581	3.11
15	National Ahlia Ins.	7,928,147	3.06
16	Euro Arab Insurance Group	7,812,994	3.02
17	Arab Assurers	7,795,159	3.01
18	General Arabia Insurance	7,653,028	2.96
19	Gerasa Insurance	5,135,534	1.98
20	AL Yarmouk Insurance	4,549,663	1.76
21	Arab Union International Ins	4,155,718	1.61
22	Delta Insurance	3,830,870	1.48
23	Philadelphia Insurance	3,600,427	1.39
24	Holy Land Insurance	3,256,406	1.26
25	Arab American Takaful Insurance	3,233,493	1.25
26	Arabian Seas Ins.	2,254,379	0.87
	Total	258,736,791	100.00

*Companies classified from 23-26 don't practice Life& Medical Ins. in 2006

Table (12)
Companies Classification & Share of Gross Written Premiums As in 31/12/2006
(According to Insurance Branches) (J.D)

-2

Marine & Transport			Fire&Other Property Damages			General Accident		
No.	Companies	Written Premiums	No.	Companies	Written Premiums	No.	Companies	Written Premiums
1	Middle East Ins.	3,887,755	1	Jordan Insurance	6,300,140	1	Arab Orient Insurance	2,029,443
2	Arab Orient Insurance	3,050,689	2	Middle East Ins.	4,527,510	2	American Life Insurance (Alico)	1,969,955
3	Jordan International Ins.	1,890,432	3	Arab German Insurance	2,966,567	3	Euro Arab Insurance Group	1,095,782
4	Jordan Insurance	1,789,513	4	Arab Orient Insurance	2,460,368	4	Middle East Ins.	1,031,875
5	Jerusalem Insurance	1,610,807	5	National Ahlia Ins.	2,417,347	5	Jordan Insurance	804,172
6	Jordan French Insurance	1,484,367	6	Arab Life & Accidents Ins.	1,766,189	6	Arab German Insurance	655,119
7	United Insurance	1,310,164	7	General Arabia Insurance	1,718,401	7	General Arabia Insurance	534,127
8	General Arabia Insurance	918,163	8	United Insurance	1,687,530	8	AL - Nisr Al - Arabi Ins.	386,636
9	Arab Assurers	809,412	9	Delta Insurance	1,344,852	9	United Insurance	357,367
10	Arab Life & Accidents Ins.	790,557	10	AL Yarmouk Insurance	1,264,362	10	Jordan International Ins.	349,312
11	Islamic Insurance	780,871	11	Jordan International Ins.	1,193,689	11	.Arabian Seas Ins	338,888
12	National Ahlia Ins.	720,775	12	Jerusalem Insurance	1,157,815	12	Arab Jordanian Insurance Group	286,790
13	Arab Jordanian Insurance Group	667,751	13	.AL - Nisr Al - Arabi Ins	923,801	13	Arab Life & Accidents Ins.	229,849
14	AL Yarmouk Insurance	488,385	14	Arab Jordanian Insurance Group	819,852	14	Oasis Insurance	203,397
15	AL - Nisr Al - Arabi Ins.	420,711	15	Islamic Insurance	758,458	15	Islamic Insurance	193,192
16	Arab German Insurance	420,068	16	Jordan French Insurance	744,977	16	Delta Insurance	152,447
17	Delta Insurance	335,968	17	Arab Assurers	644,409	17	Jerusalem Insurance	143,862
18	Euro Arab Insurance Group	290,385	18	Arabian Seas Ins.	568,106	18	National Ahlia Ins.	139,835
19	Philadelphia Insurance	250,553	19	Oasis Insurance	562,677	19	Arab Assurers	113,295
20	Arab Union International Ins.	167,402	20	Euro Arab Insurance Group	445,187	20	Jordan French Insurance	112,326
21	Oasis Insurance	110,949	21	Holy Land Insurance	351,865	21	Arab Union International Ins.	31,201
22	Gerasa Insurance	102,932	22	Gerasa Insurance	252,438	22	Holy Land Insurance	26,491
23	Arabian Seas Ins.	84,489	23	Arab Union International Ins.	154,313	23	AL Yarmouk Insurance	21,751
24	Arab American Takaful Insurance	66,740	24	Philadelphia Insurance	88,080	24	Philadelphia Insurance	15,464
25	Holy Land Insurance	30,701	25	Arab American Takaful Insurance	38,978	25	Gerasa Insurance	8,783
26	American Life Insurance (Alico)	*	26	American Life Insurance (Alico)	*	26	Arab American Takaful Insurance	2,702
Total		22,480,539	Total		35,157,911	Total		11,234,061

*(Alico) doesn't practice Marine & Fire Insurances

Table (12)

**Companie's Classification & Share of Gross Written Premiums As in 31/12/2006
(According to Insurance Branches) (J.D)**

-3

Life			Medical			Motor(Compulsory(Third Party Liability Insurance)&Comprehensive(Own Damages))		
No.	Companies	Written Premiums	No.	Companies	Written Premiums	No.	Companies	Written Premiums
1	American Life Insurance (Alico)	12,553,641	1	Arab Orient Insurance	8,219,428	1	Jordan International Ins.	9,572,374
2	AL - Nisr Al - Arabi Ins.	2,534,906	2	Arab German Insurance	5,956,584	2	Oasis Insurance	9,306,903
3	Jordan Insurance	2,237,456	3	Jordan French Insurance	4,007,880	3	Arab Life & Accidents Ins.	8,078,681
4	Arab Life & Accidents Ins.	1,606,510	4	Jordan International Ins.	3,773,377	4	Jordan French Insurance	7,380,569
5	Middle East Ins.	1,277,772	5	AL - Nisr Al - Arabi Ins.	2,612,315	5	Jordan Insurance	6,790,500
6	Islamic Insurance	874,769	6	American Life Insurance (Alico)	2,402,748	6	United Insurance	6,628,074
7	Arab German Insurance	761,150	7	Middle East Ins.	2,014,521	7	Arab Jordanian Insurance Group	6,527,270
8	General Arabia Insurance	679,280	8	Euro Arab Insurance Group	2,004,886	8	Arab Orient Insurance	6,376,708
9	Jerusalem Insurance	517,761	9	Jordan Insurance	1,810,910	9	Jerusalem Insurance	6,052,371
10	Jordan International Ins.	513,996	10	Islamic Insurance	1,693,712	10	Arab Assurers	5,493,974
11	Jordan French Insurance	472,849	11	General Arabia Insurance	1,612,775	11	Arab German Insurance	5,262,663
12	Arab Assurers	305,057	12	Arab Life & Accidents Ins.	1,243,858	12	Middle East Ins.	4,733,870
13	Euro Arab Insurance Group	301,004	13	Jerusalem Insurance	1,044,816	13	Gerasa Insurance	4,481,616
14	National Ahlia Ins.	223,525	14	United Insurance	1,007,224	14	National Ahlia Ins.	4,060,433
15	Arab Jordanian Insurance Group	169,010	15	Oasis Insurance	796,778	15	Arab Union International Ins.	3,761,238
16	United Insurance	99,622	16	AL Yarmouk Insurance	605,762	16	Islamic Insurance	3,754,579
17	AL Yarmouk Insurance	18,271	17	Delta Insurance	485,600	17	Euro Arab Insurance Group	3,675,750
18	Delta Insurance	7,161	18	Arab Jordanian Insurance Group	477,790	18	Philadelphia Insurance	3,246,330
19	Gerasa Insurance	*	19	Arab Assurers	429,012	19	Arab American Takaful Insurance	3,125,073
20	Arabian Seas Ins.	**	20	National Ahlia Ins.	366,232	20	Holy Land Insurance	2,847,349
21	Arab Union International Ins.	**	21	Gerasa Insurance	289,765	21	AL - Nisr Al - Arabi Ins.	2,781,328
22	Oasis Insurance	**	22	Arab Union International Ins.	41,564	22	General Arabia Insurance	2,190,282
23	Holy Land Insurance	**	23	Arabian Seas Ins.	*	23	AL Yarmouk Insurance	2,151,132
24	Philadelphia Insurance	**	24	Holy Land Insurance	*	24	Delta Insurance	1,504,842
25	Arab American Takaful Insurance	**	25	Philadelphia Insurance	*	25	Arabian Seas Ins.	1,262,896
26	Arab Orient Insurance	**	26	Arab American Takaful Insurance	*	26	American Life Insurance (Alico)	*
Total		25,153,740	Total		42,897,537	Total		121,046,805

* The company didn't underwrite Life Assurance policies in 2006

** Companies classified from 20-26 don't practice Life Assurance

*Companies classified from 23-26 dont practice Medical Ins. in 2006

*The company doesn't practice motor Ins .

Companies Share % in Paid Claims for the Year 2006

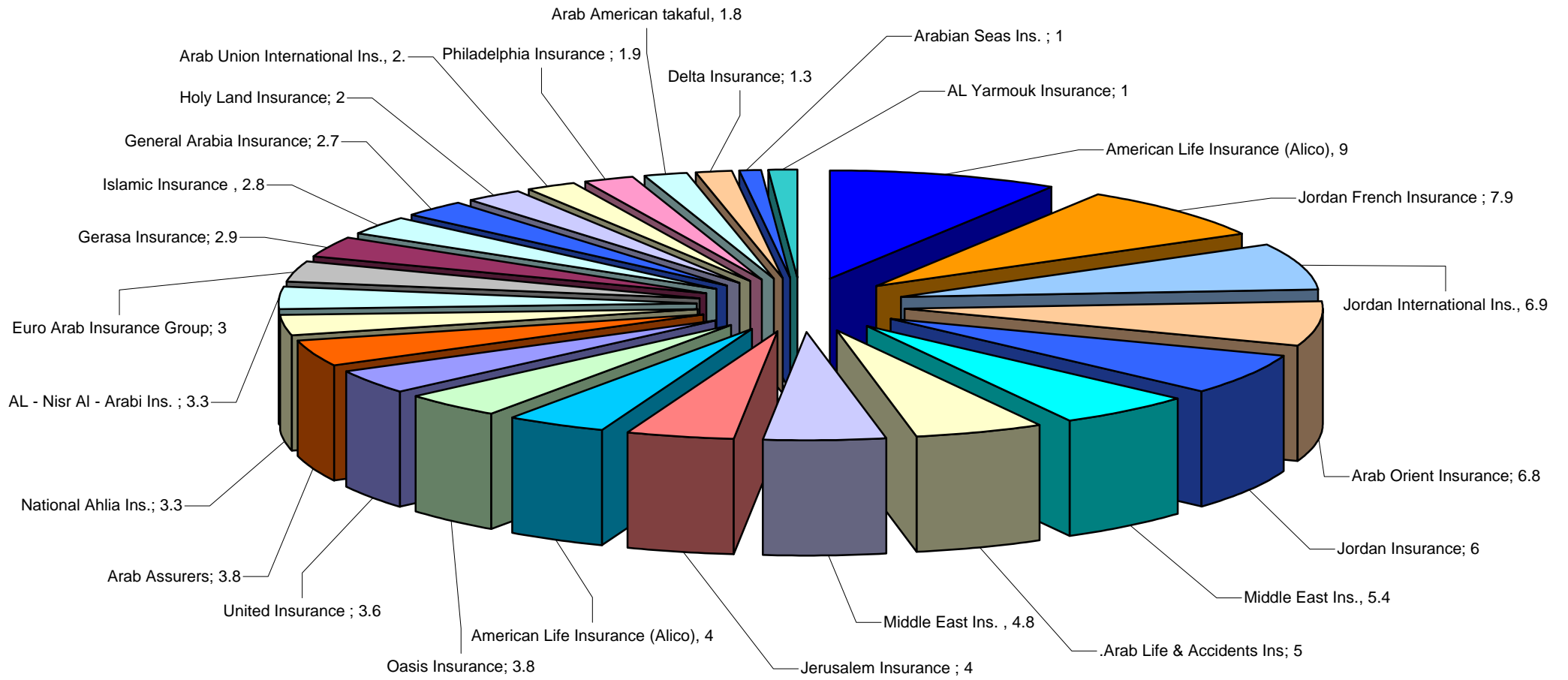


Table (13)
Paid Claims 2006
(Companie's Share of All Classes)
(JD)

- 1

.No	Companies	Marine		Aviation		Total Marine+Aviation		Fire & Other Property Damages		Liability		Other Branches		Credit		Motor			
																Compulsory(Third Party Liability Insurance)		Comprehensive (Own Damages)	
		2006	2005	2006	2005	2006	2005	2006	2005	2006	2005	2006	2005	2006	2005	2006	2005	2006	2005
1	Jordan Insurance	483,823	284,078			483,823	284,078	4,060,453	2,054,397	19,586	18,133	205,053	38,231			1,540,278	1,561,804	2,053,759	1,740,588
2	Middle East Insurance	113,083	64,516			113,083	64,516	1,460,608	1,219,987	8,054	4,656	10,661	38,609			2,691,731	2,786,521	3,051,552	3,353,699
3	National Ahlia Insurance	26,050	137,859			26,050	137,859	1,138,463	418,703	10,151	1,332	6,517	10,330			2,907,167	2,853,361	1,407,112	1,214,613
4	United Insurance	325,004	379,636			325,004	379,636	257,688	474,307	19,540	29,661	10,275	3,721			2,249,864	2,128,392	2,570,051	2,003,274
5	Arabian Seas Insurance	7,463	21,521			7,463	21,521	18,907	45,124	100,307			804	73-		1,697,628	1,102,239	94,940	197,412
6	General Arabia Insurance	125,098	98,695			125,098	98,695	264,859	465,999				64,408	987,251		1,133,805	1,222,428	609,417	476,936
7	Jerusalem Insurance	214,856	373,527			214,856	373,527	929,141	249,867	6,565	12,491	603	98,952			3,092,964	2,843,729	1,644,110	1,140,317
8	AL-Nisr Al-Arabi Insurance	132,706	74,939			132,706	74,939	74,933	155,491	207	17,873	17,902	9,823			1,634,334	1,621,385	826,582	716,295
9	Jordan French Insurance	266-	463,986			266-	463,986	485,158	420,163	15,486	3,857		128			5,320,561	5,449,768	2,961,946	1,314,047
10	Arab Union International Ins.	6,441	6,302			6,441	6,302	51,822	33,522				591	8,518		2,922,033	2,240,074	453,936	470,850
11	Delta Insurance	222,165	272,101			222,165	272,101	149,229	343,918	1,564	733	6,862	4,627			1,108,697	1,014,094	507,770	351,035
12	Oasis Insurance	38,016	17,941			38,016	17,941	131,196	204,614				9,019	30,298		3,714,416	2,791,847	2,405,081	1,035,581
13	Al Yarmouk Insurance	42,609	7,998			42,609	7,998	113,504	117,631	1,098	3,534	219	16,972			1,230,802	1,222,598	43,527	152,100
14	Holy Land Insurance	35,757	7,147			35,757	7,147	667,127	300,202	13,622	11,740					2,306,230	2,308,637	621,027	593,041
15	Arab Life & Accidents Ins.	479,616	499,490			479,616	499,490	403,211	1,096,094	75,437	77,836			91,872	198,002	3,437,231	3,563,075	2,108,265	2,037,044
16	Philadelphia Insurance	95,977	219,322			95,977	219,322	16,944	54,753				5,071	89		2,270,210	2,287,299	860,563	505,427
17	American Life Insurance(Alico)					0	0						171,690	327,009					
18	Jordan International Ins.	188,750	90,807	264,151	28,301	452,901	119,108	285,723	411,363	6,529	6,521	2,408	64			3,933,285	2,931,774	3,962,800	3,440,720
19	Arab German Insurance	130,550	87,633			130,550	87,633	6,519,756	2,244,541	39,552	84,069	26,046	19,163				1,578,893		1,037,076
20	Euro Arab Insurance Group	41,202	71,893			41,202	71,893	78,903	46,040	164,779	33,219					2,068,479	1,911,612	1,275,999	588,729
21	Islamic Insurance	181,406	93,126			181,406	93,126	98,364	511,953				42,391	17,164		2,171,881	2,144,124	785,749	747,616
22	Arab Assurers	208,052	80,219			208,052	80,219	344,263	152,833	995			5,998	14,970		3,695,752	2,797,835	1,123,878	931,666
23	Arab American Takaful Insurance	1,292	1,568			1,292	1,568	64,728	66							2,894,684	2,436,538	167,874	120,692
24	Arab Jordanian Ins. Group	56,230	116,876			56,230	116,876	2,894,422	82,513				51,503	9,362		3,271,475	2,297,905	1,713,564	1,372,516
25	Arab Orient Insurance	94,101	31,996	1,644		95,745	31,996	654,281	461,844	22,135	23,113	583,168	154,638			2,446,699	2,030,930	2,696,239	1,956,879
26	Gerasa Insurance	44,678	3,571			44,678	3,571	54,668	41,966			120	2,390			3,879,163	3,165,582	921,029	913,664
	Total	3,294,659	3,506,747	265,795	28,301	3,560,454	3,535,048	21,218,351	11,607,891	505,607	328,888	1,223,579	1,789,846	91,872	198,002	63,619,369	58,292,444	34,866,770	28,411,817

Table (13)
Paid Claims 2006
(Companie's Share of All Classes)
(JD)

-2

No.	Companies	Total Motor*		Non Life Insurances		Medical		Life		Medical+Life		Gross Paid Claims		Markets Share %	
		Compulsory (Third Party Liability Ins.)& Comprehensive(Own Damages)		2006	2005	2006	2005	2006	2005	2006	2005	2006	2005	2006	2005
		2006	2005	2006	2005	2006	2005	2006	2005	2006	2005	2006	2005	2006	2005
1	Jordan Insurance	3,594,037	3,302,392	8,362,952	5,697,231	879,456	828,094	1,372,166	948,212	2,251,622	1,776,306	10,614,574	7,473,537	6.09	5.23
2	Middle East Insurance	5,743,283	6,140,220	7,335,689	7,467,988	1,583,893	1,438,039	559,692	528,747	2,143,585	1,966,786	9,479,274	9,434,774	5.44	6.60
3	National Ahlia Insurance	4,314,279	4,067,974	5,495,460	4,636,198	226,366	184,190	94,153	64,365	320,519	248,555	5,815,979	4,884,753	3.34	3.42
4	United Insurance	4,819,915	4,131,666	5,432,422	5,018,991	713,901	862,097	60,500	5,000	774,401	867,097	6,206,823	5,886,088	3.56	4.12
5	Arabian Seas Insurance	1,792,568	1,299,651	1,920,049	1,366,223					0	0	1,920,049	1,366,223	1.10	0.96
6	General Arabia Insurance	2,429,042	2,236,765	2,883,407	3,788,710	1,459,472	1,540,400	317,745	128,997	1,777,217	1,669,397	4,660,624	5,458,107	2.67	3.82
7	Jerusalem Insurance	4,737,074	3,984,046	5,888,239	4,718,883	630,726	659,252	476,201	229,242	1,106,927	888,494	6,995,166	5,607,377	4.01	3.93
8	AL-Nisr Al-Arabi Insurance	2,460,916	2,337,680	2,686,664	2,595,806	2,154,839	1,911,568	944,698	980,529	3,099,537	2,892,097	5,786,201	5,487,903	3.32	3.84
9	Jordan French Insurance	8,282,507	6,763,815	8,782,885	7,651,949	4,428,127	1,795,558	469,958	138,249	4,898,085	1,933,807	13,680,970	9,585,756	7.85	6.71
10	Arab Union International Ins.	3,375,969	2,710,924	3,434,823	2,759,266	4,125				4,125	0	3,438,948	2,759,266	1.97	1.93
11	Delta Insurance	1,616,467	1,365,129	1,996,287	1,986,508	342,985	349,932			342,985	349,932	2,339,272	2,336,440	1.34	1.64
12	Oasis Insurance	6,119,497	3,827,428	6,297,728	4,080,281	371,541	660,685			371,541	660,685	6,669,269	4,740,966	3.82	3.32
13	Al Yarmouk Insurance	1,274,329	1,374,698	1,431,759	1,520,833	463,127	437,203	1,362	886	464,489	438,089	1,896,248	1,958,922	1.09	1.37
14	Holy Land Insurance	2,927,257	2,901,678	3,643,763	3,220,767					0	0	3,643,763	3,220,767	2.09	2.25
15	Arab Life & Accidents Ins.	5,545,496	5,600,119	6,595,632	7,471,541	1,216,800	1,245,883	910,383	1,030,235	2,127,183	2,276,118	8,722,815	9,747,659	5.00	6.82
16	Philadelphia Insurance	3,130,773	2,792,726	3,248,765	3,066,890					0	0	3,248,765	3,066,890	1.86	2.15
17	American Life Insurance(Alico)	0	0	171,690	327,009	2,349,013	1,488,235	4,458,038	4,603,162	6,807,051	6,091,397	6,978,741	6,418,406	4.00	4.49
18	Jordan International Ins.	7,896,085	6,372,494	8,643,646	6,909,550	3,132,196	2,832,699	180,161	648,927	3,312,357	3,481,626	11,956,003	10,391,176	6.86	7.27
19	Arab German Insurance	4,128,006	2,615,969	10,843,910	5,051,375	4,485,186	2,062,665	393,179	181,991	4,878,365	2,244,656	15,722,275	7,296,031	9.02	5.11
20	Euro Arab Insurance Group	3,344,478	2,500,341	3,629,362	2,651,493	1,520,908	845,677	96,114	57,200	1,617,022	902,877	5,246,384	3,554,370	3.01	2.49
21	Islamic Insurance	2,957,630	2,891,740	3,279,791	3,513,983	1,246,906	1,045,143	383,050	288,656	1,629,956	1,333,799	4,909,747	4,847,782	2.82	3.39
22	Arab Assurers	4,819,630	3,729,501	5,378,938	3,977,523	609,412	907,504	92,939	358,105	702,351	1,265,609	6,081,289	5,243,132	3.49	3.67
23	Arab American Takaful Insurance	3,062,558	2,557,230	3,128,578	2,558,864					0	0	3,128,578	2,558,864	1.79	1.79
24	Arab Jordanian Ins. Group	4,985,039	3,670,421	7,987,194	3,879,172	216,772	295,073	86,308	63,051	303,080	358,124	8,290,274	4,237,296	4.75	2.97
25	Arab Orient Insurance	5,142,938	3,987,809	6,498,267	4,659,400	5,405,049	6,337,488			5,405,049	6,337,488	11,903,316	10,996,888	6.83	7.70
26	Gerasa Insurance	4,800,192	4,079,246	4,901,928	4,124,903	151,833	139,442		20,000	151,833	159,442	5,053,761	4,284,345	2.90	3.00
	Total	103,299,965	87,241,662	129,899,828	104,701,337	33,592,633	27,866,827	10,896,647	10,275,554	44,489,280	38,142,381	174,389,108	142,843,718	100	100

* Total motor insurance paid claims doesn't match the total of both compulsory & comprehensive claims because the breakdown of the branch is not available for one insurance company.

Table (14)
Motor Paid Claims (J.D)
As in 31/12/2006 compared with 31/12/2005

NO	Companies	Compulsory T.P.L		Compulsory T.P.L		Compulsory T.P.L /		Total		Comprehensive		Total Motors*	
		Jordanian Vehicles		from		Foreign Vehicles		Compulsory/T.P.L		Own (Damages)			
		2006	2005	2006	2005	2006	2005	2006	2005	2006	2005	2006	2005
1	Jordan Insurance	804,694	878,361	654,043	590,710	81,541	92,733	1,540,278	1,561,804	2,053,759	1,740,588	3,594,037	3,302,392
2	Middle East Ins.	1,191,819	1,449,145	1,180,671	1,138,422	319,241	198,954	2,691,731	2,786,521	3,051,552	3,353,699	5,743,283	6,140,220
3	National Ahlia Ins.	2,381,284	2,041,382	353,647	722,930	172,236	89,049	2,907,167	2,853,361	1,407,112	1,214,613	4,314,279	4,067,974
4	United Insurance	1,234,718	1,458,607	941,935	599,510	73,211	70,275	2,249,864	2,128,392	2,570,051	2,003,274	4,819,915	4,131,666
5	Arabian Seas Ins.	1,386,709	1,006,588	253,249	95,651	57,670		1,697,628	1,102,239	94,940	197,412	1,792,568	1,299,651
6	General Arabia Insurance	732,442	861,241	284,108	254,011	117,255	107,176	1,133,805	1,222,428	609,417	476,936	2,429,042	2,236,765
7	Jerusalem Insurance	2,292,827	2,017,756	693,439	743,523	106,698	82,450	3,092,964	2,843,729	1,644,110	1,140,317	4,737,074	3,984,046
8	AL - Nisr Al - Arabi Ins.	1,233,178	1,193,064	296,494	341,257	104,662	87,064	1,634,334	1,621,385	826,582	716,295	2,460,916	2,337,680
9	Jordan French Insurance	4,290,623	4,483,090	742,248	535,431	287,690	431,247	5,320,561	5,449,768	2,961,946	1,314,047	8,282,507	6,763,815
10	Arab Union International Ins.	2,648,303	1,894,636	167,286	258,089	106,444	87,349	2,922,033	2,240,074	453,936	470,850	3,375,969	2,710,924
11	Delta Insurance	884,554	865,577	114,059	59,550	110,084	88,967	1,108,697	1,014,094	507,770	351,035	1,616,467	1,365,129
12	Oasis Insurance	2,238,408	1,766,407	238,855	112,505	1,237,153	912,935	3,714,416	2,791,847	2,405,081	1,035,581	6,119,497	3,827,428
13	AL Yarmouk Insurance	1,096,717	1,100,163	23,465	32,179	110,620	90,256	1,230,802	1,222,598	43,527	152,100	1,274,329	1,374,698
14	Holy Land Insurance	1,758,674	1,688,966	453,642	458,831	93,914	160,840	2,306,230	2,308,637	621,027	593,041	2,927,257	2,901,678
15	Arab Life & Accidents Ins.	2,463,987	2,362,338	879,974	1,104,211	93,270	96,526	3,437,231	3,563,075	2,108,265	2,037,044	5,545,496	5,600,119
16	Philadelphia Insurance	1,706,898	1,482,583	398,600	607,666	164,712	197,050	2,270,210	2,287,299	860,563	505,427	3,130,773	2,792,726
17	Jordan International Ins.	2,480,362	1,781,743	1,255,981	969,181	196,942	180,850	3,933,285	2,931,774	3,962,800	3,440,720	7,896,085	6,372,494
18	Arab German Insurance		1,183,970		346,121		48,802	0	1,578,893		1,037,076	4,128,006	2,615,969
19	Euro Arab Insurance Group	1,922,777	1,085,764	145,702	459,401		366,447	2,068,479	1,911,612	1,275,999	588,729	3,344,478	2,500,341
20	Islamic Insurance	1,666,227	1,747,236	393,335	310,303	112,319	86,585	2,171,881	2,144,124	785,749	747,616	2,957,630	2,891,740
21	Arab Assurers	3,153,541	2,290,432	450,051	436,401	92,160	71,002	3,695,752	2,797,835	1,123,878	931,666	4,819,630	3,729,501
22	Arab American Takaful Insurance	2,511,965	1,917,882	289,297	410,509	93,422	108,147	2,894,684	2,436,538	167,874	120,692	3,062,558	2,557,230
23	Arab Jordanian Insurance Group	2,329,781	1,804,473	810,772	456,724	130,922	36,708	3,271,475	2,297,905	1,713,564	1,372,516	4,985,039	3,670,421
24	Arab Orient Insurance	1,711,362	1,545,458	633,474	402,018	101,863	83,454	2,446,699	2,030,930	2,696,239	1,956,879	5,142,938	3,987,809
25	Gerasa Insurance	3,491,681	2,626,786	252,262	455,242	135,220	83,554	3,879,163	3,165,582	921,029	913,664	4,800,192	4,079,246
	Total	47,613,531	42,533,648	11,906,589	11,900,376	4,099,249	3,858,420	63,619,369	58,292,444	34,866,770	28,411,817	103,299,965	87,241,662

* Total motor paid claims doesn't match the total of both compulsory & comprehensive insurance because the breakdown of the branch is not available for one insurance company.

Table (13)

Companie's Paid Claims Per Class As in 31/12/2006

-2

Marine & Transport			Fire&Other Property Damages			General Accident		
No	Companies	Paid Claims	No	Companies	Paid Claims	No	Companies	Paid Claims
1	Jordan Insurance	483,823	1	Arab German Insurance	6,519,756	1	Arab Orient Insurance	605,303
2	Arab Life & Accidents Ins.	479,616	2	Jordan Insurance	4,060,453	2	Jordan Insurance	224,639
3	Jordan International Ins.	452,901	3	Arab Jordanian Insurance Group	2,894,422	3	American Life Insurance (Alico)	171,690
4	United Insurance	325,004	4	Middle East Ins.	1,460,608	4	Euro Arab Insurance Group	164,779
5	Delta Insurance	222,165	5	National Ahlia Ins.	1,138,463	5	Arabian Seas Ins.	101,111
6	Jerusalem Insurance	214,856	6	Jerusalem Insurance	929,141	6	Arab Life & Accidents Ins.	75,437
7	Arab Assurers	208,052	7	Holy Land Insurance	667,127	7	Arab German Insurance	65,598
8	Islamic Insurance	181,406	8	Arab Orient Insurance	654,281	8	General Arabia Insurance	64,408
9	AL - Nisr Al - Arabi Ins.	132,706	9	Jordan French Insurance	485,158	9	Arab Jordanian Insurance Group	51,503
10	Arab German Insurance	130,550	10	Arab Life & Accidents Ins.	403,211	10	Islamic Insurance	42,391
11	General Arabia Insurance	125,098	11	Arab Assurers	344,263	11	United Insurance	29,815
12	Middle East Ins.	113,083	12	Jordan International Ins.	285,723	12	Middle East Ins.	18,715
13	Philadelphia Insurance	95,977	13	General Arabia Insurance	264,859	13	AL - Nisr Al - Arabi Ins.	18,109
14	Arab Orient Insurance	95,745	14	United Insurance	257,688	14	National Ahlia Ins.	16,668
15	Arab Jordanian Insurance Group	56,230	15	Delta Insurance	149,229	15	Jordan French Insurance	15,486
16	Gerasa Insurance	44,678	16	Oasis Insurance	131,196	16	Holy Land Insurance	13,622
17	AL Yarmouk Insurance	42,609	17	AL Yarmouk Insurance	113,504	17	Oasis Insurance	9,019
18	Euro Arab Insurance Group	41,202	18	Islamic Insurance	98,364	18	Jordan International Ins.	8,937
19	Oasis Insurance	38,016	19	Euro Arab Insurance Group	78,903	19	Delta Insurance	8,426
20	Holy Land Insurance	35,757	20	AL - Nisr Al - Arabi Ins.	74,933	20	Jerusalem Insurance	7,168
21	National Ahlia Ins.	26,050	21	Arab American Takaful Insurance	64,728	21	Arab Assurers	6,993
22	Arabian Seas Ins.	7,463	22	Gerasa Insurance	54,668	22	Philadelphia Insurance	5,071
23	Arab Union International Ins.	6,441	23	Arab Union International Ins.	51,822	23	Gerasa Insurance	2,390
24	Arab American Takaful Insurance	1,292	24	Arabian Seas Ins.	18,907	24	AL Yarmouk Insurance	1,317
25	Jordan French Insurance	266-	25	Philadelphia Insurance	16,944	25	Arab Union International Ins.	591
26	American Life Insurance (Alico)	*	26	American Life Insurance (Alico)	*	26	Arab American Takaful Insurance	**
Total		3,560,454	Total		21,218,351	Total		1,729,186

*The Company doesn't practice Marine & Fire Insurances

*The company didn't pay any claims for General Accident Insurance in 2006

Table (13)

Companie's Paid Claims as in 31/12/2006

J.D

-3

Life		
No	Companies	Paid Claims
1	American Life Insurance (Alico)	4,458,038
2	Jordan Insurance	1,372,166
3	AL - Nisr Al - Arabi Ins.	944,698
4	Arab Life & Accidents Ins.	910,383
5	Middle East Ins.	559,692
6	Jerusalem Insurance	476,201
7	Jordan French Insurance	469,958
8	Arab German Insurance	393,179
9	Islamic Insurance	383,050
10	General Arabia Insurance	317,745
11	Jordan International Ins.	180,161
12	Euro Arab Insurance Group	96,114
13	National Ahlia Ins.	94,153
14	Arab Assurers	92,939
15	Arab Jordanian Insurance Group	86,308
16	United Insurance	60,500
17	AL Yarmouk Insurance	1,362
18	Delta Insurance	*
19	Gerasa Insurance	*
20	Arabian Seas Ins.	**
21	Arab Union International Ins.	**
22	Oasis Insurance	**
23	Holy Land Insurance	**
24	Philadelphia Insurance	**
25	Arab American Takaful Insurance	**
26	Arab Orient Insurance	**
Total		10,896,647

Medical		
No	Companies	Paid Claims
1	Arab Orient Insurance	5,405,049
2	Arab German Insurance	4,485,186
3	Jordan French Insurance	4,428,127
4	Jordan International Ins.	3,132,196
5	American Life Insurance (Alico)	2,349,013
6	AL - Nisr Al - Arabi Ins.	2,154,839
7	Middle East Ins.	1,583,893
8	Euro Arab Insurance Group	1,520,908
9	General Arabia Insurance	1,459,472
10	Islamic Insurance	1,246,906
11	Arab Life & Accidents Ins.	1,216,800
12	Jordan Insurance	879,456
13	United Insurance	713,901
14	Jerusalem Insurance	630,726
15	Arab Assurers	609,412
16	AL Yarmouk Insurance	463,127
17	Oasis Insurance	371,541
18	Delta Insurance	342,985
19	National Ahlia Ins.	226,366
20	Arab Jordanian Insurance Group	216,772
21	Gerasa Insurance	151,833
22	Arab Union International Ins.	4,125
23	Arabian Seas Ins.	***
24	Holy Land Insurance	***
25	Philadelphia Insurance	***
26	Arab American Takaful Insurance	***
Total		33,592,633

Motor Compulsory(Third Party Liability Ins.)&Comprehensive(Own Damages)		
No	Companies	Paid Claims
1	Jordan French Insurance	8,282,507
2	Jordan International Ins.	7,896,085
3	Oasis Insurance	6,119,497
4	Middle East Ins.	5,743,283
5	Arab Life & Accidents Ins.	5,545,496
6	Arab Orient Insurance	5,142,938
7	Arab Jordanian Insurance Group	4,985,039
8	United Insurance	4,819,915
9	Arab Assurers	4,819,630
10	Gerasa Insurance	4,800,192
11	Jerusalem Insurance	4,737,074
12	National Ahlia Ins.	4,314,279
13	Arab German Insurance	4,128,006
14	Jordan Insurance	3,594,037
15	Arab Union International Ins.	3,375,969
16	Euro Arab Insurance Group	3,344,478
17	Philadelphia Insurance	3,130,773
18	Arab American Takaful Insurance	3,062,558
19	Islamic Insurance	2,957,630
20	Holy Land Insurance	2,927,257
21	AL - Nisr Al - Arabi Ins.	2,460,916
22	General Arabia Insurance	2,429,042
23	Arabian Seas Ins.	1,792,568
24	Delta Insurance	1,616,467
25	AL Yarmouk Insurance	1,274,329
26	American Life Insurance (Alico)	****
Total		103,299,965

* The company didn't pay any Life Claims in 2006

** Companies Classified from 20-26 don't practice Life Assurance

***Companies Classified from 23-26 don't practice Medical Insurance in 2006

**** The company doesn't practice Motor Insurance

Table (16)
Net Profit (Loss) For Jordan Insurance Companies as Per Class For The Year 2006
(According to Insurance Branches)

- 1

J. D

No	Companies	Marine		Aviation		Total Marine+Aviation		Fire& Other Property Damages		Liability		Other Branches		Credit		Motor Compulsory Third Party (Liability Insurance)	
		2006	2005	2006	2005	2006	2005	2006	2005	2006	2005	2006	2005	2006	2005	2006	2005
1	Jordan Insurance	433,639	382,536			433,639	382,536	5,352-	142,628	62,893	27,946-	24,495	4,541			314,326	83,970
2	Middle East Insurance	537,844	474,393	51,360-	42,510-	486,484	431,883	234,389	280,317	19,162-	375-	23,319	120,002			446,227-	409,673-
3	National Ahlia Insurance	199,033	331,329			199,033	331,329	291,017	118,515	34,205	14,616	6,168	5,085			548,421-	341,005-
4	United Insurance	120,737	224,986		32,821	120,737	257,807	237,123	104,716	6,329	26,883	22,190	23,128			213,308-	31,082
5	Arabian Seas Insurance	28,804	17,097			28,804	17,097	98,451	170,625	46,803	19,111	34,992	3,911			773,236-	97,999
6	General Arabia Insurance	147,146	178,706			147,146	178,706	39,703	4,137			137,716-	13,816			123,057	177,119
7	Jerusalem Insurance	415,339	351,283			415,339	351,283	1,145-	20,757	6,339	2,949	15,660	26,818			419,805-	363,575-
8	AL-Nisr Al-Arabi Insurance	116,984	101,614			116,984	101,614	80,605	99,341	26,242	19,352	59,069	28,346			27,618-	164,010-
9	Jordan French Insurance	64,060-	206,194-	39,508-	141,240-	103,568-	347,434-	341,987-	200,454-	4,805-	8,625-	2,500-	524	115,241	59,132	2,013,175-	76,407-
10	Arab Union International Ins.	45,770	60,842			45,770	60,842	11,905	14,487			6,295	7,465			438,058-	102,113-
11	Delta Insurance	76,087	91,840			76,087	91,840	25,269	3,968	4,517-	10,343	10,045	30,374			73,825	156,533
12	Oasis Insurance	18,423	41,882			18,423	41,882	43,046-	45,005			29,951	16,991			327,396-	69,641
13	Al Yarmouk Insurance	162,671	114,146			162,671	114,146	38,257	21,005	15,414-	24,251-	3,267	3,684			68,364-	77,167
14	Holy Land Insurance	7,459	33,144			7,459	33,144	113,754	40,650-	10,649	17,426					632,800-	300,058-
15	Arab Life & Accidents Ins.	181,222	149,012			181,222	149,012	60,447	143,363	159,294	54,782			187,502	44,506	751,156-	1,131,879-
16	Philadelphia Insurance	152,826	29,358			152,826	29,358	23,580	1,097-	8,798	43,170	2,654	4,151			545,597-	131,721
17	American Life Insurance(Alico)					0	0					970,608	53,766				
18	Jordan International Ins.	196,379	170,788	11,497	14,598	207,876	185,386	31,265	105,056	8,345-	23,612	6,986	6,952			83,404	1,480,606
19	Arab German Insurance	98,693	174,318			98,693	174,318	88,819-	353,794	43,655-	49,569	18,780	7,739				446,202
20	Euro Arab Insurance Group	213,800	221,583			213,800	221,583	70,110	25,336			9,302	58,330			208,848-	369,028-
21	Islamic Insurance	66,631	108,526			66,631	108,526	55,459	22,958	298,569	8,018					250,535-	39,816
22	Arab Assurers	416,534	687,927			416,534	687,927	41,807	1,430	31,597-	13,808	38,010	836-			36,865	296,150
23	Arab American Takaful Insurance	5,707	5,675			5,707	5,675	5,126-	1,394-			656	754			960,413-	354,647
24	Arab Jordanian Ins. Group	191,053	141,405			191,053	141,405	123,305	253,174-			39,059	19,655			165,783-	245,905
25	Arab Orient Insurance	162,243	204,589	49,859-	33,817-	112,384	170,772	176,806	208,585	27,100	40,046	186,218	207,383			6,994	107,046
26	Gerasa Insurance	39,119	20,051			39,119	20,051	42,359	20,698-	1,627	3,923	140	1,507			691,729-	395,117
	Total	3,970,083	4,110,836	129,230-	170,148-	3,840,853	3,940,688	1,310,136	1,368,556	561,353	286,411	1,367,648	644,086	302,743	103,638	8,843,998-	932,973

Table (16)
Net Profit (Loss) For Jordan Insurance Companies as Per Class For The Year 2006
(According to Insurance Branches)
J.D

-2

No	Companies	Motor		Non Life Insurances		Medical		Life		Medical+Life		Net Technical Profit(Loss)		Net Profit(Loss)			
		Comprehensive (Own Damages)		Compulsory (Third Party Liability Ins.)& Comprehensive(Own Damages) *													
		2006	2005	2006	2005	2006	2005	2006	2005	2006	2005	2006	2005	2006	2005	2006	2005
1	Jordan Insurance	840,212	618,866	1,154,538	702,836	1,670,213	1,204,595	221,410	251,494	196,284	294,001	417,694	545,495	2,087,907	1,750,090	1,468,083	19,021,695
2	Middle East Insurance	852,857	527,269	406,630	117,596	1,131,660	949,423	34,237-	21,476-	964,069	1,978,137	929,832	1,956,661	2,061,492	2,906,084	4,026,156	16,299,365
3	National Ahlia Insurance	855,551	709,028	307,130	368,023	837,553	837,568	14,383	16,277	21,709	20,306	36,092	36,583	873,645	874,151	1,213,110-	1,491,973
4	United Insurance	120,765	27,674	92,543-	58,756	293,836	471,290	218,815	87,934	14,935	26,465	233,750	114,399	527,586	585,689	60,518	2,038,701
5	Arabian Seas Insurance	208,597-	15,858-	981,833-	82,141	772,783-	292,885					0	0	772,783-	292,885	1,126,106-	683,867
6	General Arabia Insurance	74,739	228,170	197,796	405,289	246,929	601,948	141,479-	67,005	238,249	305,389	96,770	372,394	343,699	974,342	420,539	973,933
7	Jerusalem Insurance	578,276	444,388	158,471	80,813	594,664	482,620	234,322	124,185	219,932	142,737	454,254	266,922	1,048,918	749,542	1,345,974	1,272,136
8	AL-Nisr Al-Arabi Insurance	29,449-	195,038	57,067-	31,028	225,833	279,681	252,714	295,350	706,868	807,534	959,582	1,102,884	1,185,415	1,382,565	1,909,341	1,367,345
9	Jordan French Insurance	505,262-	222,747-	2,518,437-	299,154-	2,856,056-	796,011-	510,034-	4,481	124,179	83,117	385,855-	87,598	3,241,911-	708,413-	4,055,862-	2,399,141
10	Arab Union International Ins.	173,085	31,328	264,973-	70,785-	201,003-	12,009	1,486				1,486	0	199,517-	12,009	1,800,129-	1,413,648
11	Delta Insurance	46,824	28,324-	120,649	128,209	227,533	264,734	30,902	42,969	3,634	4,001	34,536	46,970	262,069	311,704	392,700	1,268,191
12	Oasis Insurance	491,565-	8,539	818,961-	78,180	813,633-	182,058	525	159,588-			525	159,588-	813,108-	22,470	1,666,767-	957,445
13	Al Yarmouk Insurance	100,592	43,655	32,228	120,822	221,009	235,406	111,282	107,860	5,641	1,282	116,923	109,142	337,932	344,548	1,270,255	3,722,995
14	Holy Land Insurance	223,334	286,147	409,466-	13,911-	277,604-	3,991-					0	0	277,604-	3,991-	997,217-	443,380
15	Arab Life & Accidents Ins.	935,244	1,107,177	184,088	24,702-	772,553	366,961	70,618	2,421	12,000	200,000	82,618	202,421	855,171	569,382	36,614	2,832,052
16	Philadelphia Insurance	144,906	41,274	400,691-	172,995	212,833-	248,577					0	0	212,833-	248,577	8,474	845,793
17	American Life Insurance(Alico)			0	0	970,608	53,766	509,417-	168,284-	2,392,905	1,663,159	1,883,488	1,494,875	2,854,096	1,548,641	12,165,220	2,785,084
18	Jordan International Ins.	363,543	563,888-	446,947	916,718	684,729	1,237,724	269,345	33,997	119,112	58,370	388,457	92,367	1,073,186	1,330,091	3,575,469	5,417,488
19	Arab German Insurance		88,304-	436,667	357,898	421,666	943,318	295,297	215,282	50,109	67,962	345,406	283,244	767,072	1,226,562	388,303	1,609,474
20	Euro Arab Insurance Group	43,017	60,797-	165,831-	429,825-	127,381	124,576-	163,808-	116,467-	101,169	97,517	62,639-	18,950-	64,742	143,526-	110,393	1,156,778
21	Islamic Insurance	279,746	101,623	29,211	141,439	449,870	280,941	55,109-	39,049-	94,206	32,148	39,097	6,901-	488,967	274,040	1,079,053-	2,022,971
22	Arab Assurers	328,352	285,709	365,217	581,859	829,971	1,284,188	126,618-	59,214-	114,779	63,292	11,839-	4,078	818,132	1,288,266	412,899	1,086,103
23	Arab American Takaful Insurance	15,088-	23,813	975,501-	378,460	974,264-	383,495					0	0	974,264-	383,495	1,076,693-	1,200,649
24	Arab Jordanian Ins. Group	585,911	197,166	420,128	443,071	773,545	350,957	65,902	63,597	13,999	1,803	79,901	65,400	853,446	416,357	582,958-	2,542,639
25	Arab Orient Insurance	279,420	88,094	286,414	195,140	788,922	821,926	638,021	649,360			638,021	649,360	1,426,943	1,471,286	1,313,636	1,428,983
26	Gerasa Insurance	62,773	64,275-	628,956-	330,842	545,711-	335,625	11,411	8,296		4,428	11,411	12,724	534,300-	348,349	339,981-	930,713
	Total	5,639,186	3,920,765	2,768,145-	4,853,738	4,614,588	11,197,117	895,731	1,406,430	5,393,779	5,851,648	6,289,510	7,258,078	10,904,098	18,455,195	14,966,698	77,212,542

* Total motor insurance profit (loss) doesn't match the total of both compulsory & comprehensive profit because the breakdown of the branch is not available for one insurance company.

Table (17)
Motor Net Profit (Loss)
As in 31/12/2006 Compared with 31/12/2005

NO	Companies	J.D											
		Compulsory		Compulsory I.P.L		Compulsory I.P.L		Total		Comprehensive		Total Motors*	
		T.P.L/Jordanian		from		Foreign Vehicles		Compulsory/T.P.L		Own (Damages)		2006	2005
		2006	2005	2006	2005	2006	2005	2006	2005	2006	2005	2006	2005
1	Jordan Insurance	248,936-	203,045-	210,799	58,803-	352,463	345,818	314,326	83,970	840,212	618,866	1,154,538	702,836
2	Middle East Ins.	417,879-	417,134-	301,594-	304,608-	273,246	312,069	446,227-	409,673-	852,857	527,269	406,630	117,596
3	National Ahlia Ins.	611,530-	448,542-	190,561-	281,904-	253,670	389,441	548,421-	341,005-	855,551	709,028	307,130	368,023
4	United Insurance	107,987-	78,699-	392,397-	309,381-	287,076	419,162	213,308-	31,082	120,765	27,674	92,543-	58,756
5	Arabian Seas Ins.	1,099,628-	331,790-	236,463-	11,054-	562,855	440,843	773,236-	97,999	208,597-	15,858-	981,833-	82,141
6	General Arabia Insurance	72,109-	131,309-	122,111-	57,748-	317,277	366,176	123,057	177,119	74,739	228,170	197,796	405,289
7	Jerusalem Insurance	543,157-	79,486-	144,950-	677,596-	268,302	393,507	419,805-	363,575-	578,276	444,388	158,471	80,813
8	AL - Nisr Al - Arabi Ins.	335,597-	485,284-	41,562	66,156-	266,417	387,430	27,618-	164,010-	29,449-	195,038	57,067-	31,028
9	Jordan French Insurance	1,724,432-	177,923-	650,276-	4,875-	361,533	106,391	2,013,175-	76,407-	505,262-	222,747-	2,518,437-	299,154-
10	Arab Union International Ins.	653,843-	355,768-	38,306-	93,830-	254,091	347,485	438,058-	102,113-	173,085	31,328	264,973-	70,785-
11	Delta Insurance	265,693-	292,052-	35,225	125,501	304,293	323,084	73,825	156,533	46,824	28,324-	120,649	128,209
12	Oasis Insurance	976,080-	287,165-	336,349	153,369	312,335	203,437	327,396-	69,641	491,565-	8,539	818,961-	78,180
13	AL Yarmouk Insurance	402,271-	348,825-	887-	46,799	334,794	379,193	68,364-	77,167	100,592	43,655	32,228	120,822
14	Holy Land Insurance	512,152-	316,862-	357,459-	357,328-	236,811	374,132	632,800-	300,058-	223,334	286,147	409,466-	13,911-
15	Arab Life & Accidents Ins.	529,657-	385,941-	438,334-	1,078,609-	216,835	332,671	751,156-	1,131,879-	935,244	1,107,177	184,088	24,702-
16	Philadelphia Insurance	969,943-	126,737-	55,506-	76,601-	479,852	335,059	545,597-	131,721	144,906	41,274	400,691-	172,995
17	Jordan International Ins.	49,264-	412,202	137,849-	695,190	270,517	373,214	83,404	1,480,606	363,543	563,888-	446,947	916,718
18	Arab German Insurance		39,123-		28,361		456,964	0	446,202		88,304-	436,667	357,898
19	Euro Arab Insurance Group	1,060,547-	375,429-	497,202	278,057	312,810	137,188	250,535-	39,816	279,746	101,623	29,211	141,439
20	Islamic Insurance	289,441-	534,681-	145,069-	142,277-	225,662	307,930	208,848-	369,028-	43,017	60,797-	165,831-	429,825-
21	Arab Assurers	176,351-	89,257	99,798-	141,949-	313,014	348,842	36,865	296,150	328,352	285,709	365,217	581,859
22	Arab American Takaful Insurance	1,008,347-	21,998	106,476-	9,256-	154,410	341,905	960,413-	354,647	15,088-	23,813	975,501-	378,460
23	Arab Jordanian Insurance Group	253,103-	144,235-	210,571-	3,733-	297,891	393,873	165,783-	245,905	585,911	197,166	420,128	443,071
24	Arab Orient Insurance	199,086-	341,841-	110,736-	100,456	316,816	348,431	6,994	107,046	279,420	88,094	286,414	195,140
25	Gerasa Insurance	1,037,736-	279,095-	66,275	305,039	279,732	369,173	691,729-	395,117	62,773	64,275-	628,956-	330,842
	Total	13,544,769-	5,657,509-	2,551,931-	1,942,936-	7,252,702	8,533,418	8,843,998-	932,973	5,639,186	3,920,765	2,768,145-	4,853,738

* Total motor insurance profit (loss) doesn't match the total of both compulsory & comprehensive insurance because the breakdown of the branch is not available for one insurance company.

Table (18)
Insurance Companies According to Profit (Loss) Per Class as in 31/12/2006 (J.D)

-1

Marine & Transport			Fire&Other Property Damages			General Accident		
No.	Companies	Profit (Loss)	No.	Companies	Profit (Loss)	No.	Companies	Profit (Loss)
1	Middle East Ins.	486,484	1	National Ahlia Ins.	291,017	1	American Life Insurance (Alico)	970,608
2	Jordan Insurance	433,639	2	United Insurance	237,123	2	Euro Arab Insurance Group	298,569
3	Arab Assurers	416,534	3	Middle East Ins.	234,389	3	Arab Orient Insurance	213,318
4	Jerusalem Insurance	415,339	4	Arab Orient Insurance	176,806	4	Arab Life & Accidents Ins.	159,294
5	Islamic Insurance	213,800	5	Arab Jordanian Insurance Group	123,305	5	Jordan Insurance	87,388
6	Jordan International Ins.	207,876	6	Holy Land Insurance	113,754	6	AL - Nisr Al - Arabi Ins.	85,311
7	National Ahlia Ins.	199,033	7	Arabian Seas Ins.	98,451	7	Arabian Seas Ins.	81,795
8	Arab Jordanian Insurance Group	191,053	8	AL - Nisr Al - Arabi Ins.	80,605	8	National Ahlia Ins.	40,373
9	Arab Life & Accidents Ins.	181,222	9	Islamic Insurance	70,110	9	Arab Jordanian Insurance Group	39,059
10	AL Yarmouk Insurance	162,671	10	Arab Life & Accidents Ins.	60,447	10	Oasis Insurance	29,951
11	Philadelphia Insurance	152,826	11	Euro Arab Insurance Group	55,459	11	United Insurance	28,519
12	General Arabia Insurance	147,146	12	Gerasa Insurance	42,359	12	Jerusalem Insurance	21,999
13	United Insurance	120,737	13	Arab Assurers	41,807	13	Philadelphia Insurance	11,452
14	AL - Nisr Al - Arabi Ins.	116,984	14	General Arabia Insurance	39,703	14	Holy Land Insurance	10,649
15	Arab Orient Insurance	112,384	15	AL Yarmouk Insurance	38,257	15	Islamic Insurance	9,302
16	Arab German Insurance	98,693	16	Jordan International Ins.	31,265	16	Arab Assurers	6,413
17	Delta Insurance	76,087	17	Delta Insurance	25,269	17	Arab Union International Ins.	6,295
18	Euro Arab Insurance Group	66,631	18	Philadelphia Insurance	23,580	18	Delta Insurance	5,528
19	Arab Union International Ins.	45,770	19	Arab Union International Ins.	11,905	19	Middle East Ins.	4,157
20	Gerasa Insurance	39,119	20	Jerusalem Insurance	1,145-	20	Gerasa Insurance	1,767
21	Arabian Seas Ins.	28,804	21	Arab American Takaful Insurance	5,126-	21	Arab American Takaful Insurance	656
22	Oasis Insurance	18,423	22	Jordan Insurance	5,352-	22	Jordan International Ins.	1,359-
23	Holy Land Insurance	7,459	23	Oasis Insurance	43,046-	23	Jordan French Insurance	7,305-
24	Arab American Takaful Insurance	5,707	24	Arab German Insurance	88,819-	24	AL Yarmouk Insurance	12,147-
25	Jordan French Insurance	103,568-	25	Jordan French Insurance	341,987-	25	Arab German Insurance	24,875-
26	American Life Insurance (Alico)	*	26	American Life Insurance (Alico)	*	26	General Arabia Insurance	137,716-
Total		3,840,853	Total		1,310,136	Total		1,929,001

* Alico doesn't practice marine & fire insurances

Insurance Companies According to Profit (Loss) Per Class as in 31/12/2006 (J.D)

-2

Life		
No	Companies	Profit(Loss)
1	American Life Insurance (Alico)	2,392,905
2	Middle East Ins.	964,069
3	AL - Nisr Al - Arabi Ins.	706,868
4	General Arabia Insurance	238,249
5	Jerusalem Insurance	219,932
6	Jordan Insurance	196,284
7	Jordan French Insurance	124,179
8	Jordan International Ins.	119,112
9	Arab Assurers	114,779
10	Islamic Insurance	101,169
11	Euro Arab Insurance Group	94,206
12	Arab German Insurance	50,109
13	National Ahlia Ins.	21,709
14	United Insurance	14,935
15	Arab Jordanian Insurance Group	13,999
16	Arab Life & Accidents Ins.	12,000
17	AL Yarmouk Insurance	5,641
18	Delta Insurance	3,634
19	Gerasa Insurance	*
20	Arabian Seas Ins.	**
21	Arab Union International Ins.	**
22	Oasis Insurance	**
23	Holy Land Insurance	**
24	Philadelphia Insurance	**
25	Arab American Takaful Insurance	**
26	Arab Orient Insurance	**
Total		5,393,779

Medical		
No	Companies	Profit(Loss)
1	Arab Orient Insurance	638,021
2	Arab German Insurance	295,297
3	Jordan International Ins.	269,345
4	AL - Nisr Al - Arabi Ins.	252,714
5	Jerusalem Insurance	234,322
6	Jordan Insurance	221,410
7	United Insurance	218,815
8	AL Yarmouk Insurance	111,282
9	Arab Life & Accidents Ins.	70,618
10	Arab Jordanian Insurance Group	65,902
11	Delta Insurance	30,902
12	National Ahlia Ins.	14,383
13	Gerasa Insurance	11,411
14	Arab Union International Ins.	1,486
15	Oasis Insurance	525
16	Middle East Ins.	34,237-
17	Euro Arab Insurance Group	55,109-
18	Arab Assurers	126,618-
19	General Arabia Insurance	141,479-
20	Islamic Insurance	163,808-
21	American Life Insurance (Alico)	509,417-
22	Jordan French Insurance	510,034-
23	Arabian Seas Ins.	*
24	Holy Land Insurance	*
25	Philadelphia Insurance	*
26	Arab American Takaful Insurance	*
Total		895,731

MOTOR(Compulsory(Third Party Liability Ins.)&Comprehensive(Own Damages)		
No	Companies	Profit(Loss)
1	Jordan Insurance	1,154,538
2	Jordan International Ins.	446,947
3	Arab German Insurance	436,667
4	Arab Jordanian Insurance Group	420,128
5	Middle East Ins.	406,630
6	Arab Assurers	365,217
7	National Ahlia Ins.	307,130
8	Arab Orient Insurance	286,414
9	General Arabia Insurance	197,796
10	Arab Life & Accidents Ins.	184,088
11	Jerusalem Insurance	158,471
12	Delta Insurance	120,649
13	AL Yarmouk Insurance	32,228
14	Euro Arab Insurance Group	29,211
15	AL - Nisr Al - Arabi Ins.	57,067-
16	United Insurance	92,543-
17	Islamic Insurance	165,831-
18	Arab Union International Ins.	264,973-
19	Philadelphia Insurance	400,691-
20	Holy Land Insurance	409,466-
21	Gerasa Insurance	628,956-
22	Oasis Insurance	818,961-
23	Arab American Takaful Insurance	975,501-
24	Arabian Seas Ins.	981,833-
25	Jordan French Insurance	2,518,437-
26	American Life Insurance (Alico)	*
Total		2,768,145-

* The company didn't underwrite Life Assurance policies in 2006

**Companies classified from 20-26 don't practice Life Assurance

* Companies classified from 23-26 don't practice Medical Insurance in 2006

* The Company doesn't practice Motor Ins.

**Insurance Companies Total Assets / Investments / Paid-up Capital / Shareholders' Equity /Retained Earnings (Accumulated Profit & (Loss))
For The Year 2006**

No.	Companies	Total Assets		Investments		Paid Up Capital		Shareholders' Equity		Retained Earnings (Accumulated) Profit & (Loss)	
		31/12/2006	31/12/2005	31/12/2006	31/12/2005	31/12/2006	31/12/2005	31/12/2006	31/12/2005	31/12/2006	31/12/2005
		1	Jordan Insurance	48,843,436	72,675,739	33,783,796	60,277,757	30,000,000	20,000,000	28,501,513	43,394,742
2	American Life Insurance (Alico)	79,731,178	70,038,101	75,152,853	65,811,278	4,000,000	2,000,000	28,849,115	23,776,466		
3	Middle East Insurance	55,232,066	69,939,274	49,330,599	64,518,671	15,000,000	10,000,000	37,385,011	47,206,985	12,778,036	15,192,991
4	National Ahlia Insurance	8,194,976	9,815,941	2,777,739	4,295,442	2,000,000	2,000,000	2,841,255	4,054,365	330,255	1,543,365
5	United Insurance	19,565,643	19,420,254	14,083,846	14,985,491	7,000,000	5,964,218	11,489,012	12,478,783	975,539	1,508,068
6	Arabian Seas Insurance	21,519,663	5,179,223	16,163,435	1,175,153	21,000,000	2,000,000	20,220,111	3,161,858	922,976-	183,187
7	General Arabia Insurance	13,285,017	14,476,825	9,625,788	11,050,708	4,000,000	2,000,000	7,109,277	8,059,171	300,000	1,021,819
8	Jerusalem Insurance	17,384,422	16,177,656	13,525,105	12,385,046	5,460,000	4,200,000	7,679,391	6,589,582	809,222	736,337
9	Al-Nisr Al Arabi Insurance	27,348,762	14,586,844	23,293,988	11,160,846	5,000,000	2,500,000	17,682,869	5,205,954	276,813	572,111
10	Jordan French Insurance	23,385,378	21,875,589	8,523,268	9,654,838	6,500,000	6,000,000	6,471,685	11,163,394	1,830,698-	2,225,164
11	Delta Insurance	10,118,677	11,402,926	8,371,176	9,454,475	5,000,000	3,360,000	6,805,710	7,644,626	361,626	22,102
12	Oasis Insurance	8,774,753	9,052,296	5,972,087	6,997,766	5,000,000	5,000,000	3,468,345	5,511,507	851,488-	815,279
13	Al Yarmouk Insurance	11,373,067	13,617,604	9,721,625	11,994,755	5,000,000	3,000,000	7,429,611	9,959,894	551,888	2,452,206
14	Holy Land Insurance	6,719,740	7,716,808	4,265,574	5,598,956	3,575,000	3,000,000	2,875,246	3,872,372	1,297,126-	232,207
15	Philadelphia Insurance	7,999,302	8,369,178	5,790,858	6,435,521	3,750,000	2,994,539	4,025,434	4,296,016	12,938	755,337
16	Arab Life & Accident Insurance	24,792,750	25,221,071	16,251,530	18,007,857	8,000,000	5,000,000	9,381,220	9,344,606	126,161	3,094,606
17	Arab Union Insurance	8,300,192	10,590,230	4,807,748	8,332,670	4,000,000	4,000,000	3,644,532	6,251,183	1,512,984-	1,087,145
18	Arab Assurers	16,410,983	13,866,776	10,813,623	9,600,885	5,900,000	4,100,000	7,054,069	5,427,257	291,157	782,658
19	Euro Arab Insurance Group	10,755,882	10,704,212	6,942,751	8,123,087	4,000,000	4,000,000	4,055,783	5,134,836	248,275-	830,778
20	Islamic Insurance	15,400,636	10,474,635	13,171,021	8,278,446	8,000,000	3,600,000	10,344,726	5,398,520	334,372	912,852
21	Arab German Insurance*	24,896,964	17,508,831	12,814,699	9,796,602	10,400,680	5,800,000	11,189,166	6,977,754	372,168	1,438,296
22	Jordan International Insurance	34,319,000	28,024,518	27,068,584	22,015,803	16,500,000	12,000,000	19,573,092	18,249,393	90,191	423,187
23	Arab American Takaful Insurance	8,277,236	7,558,095	6,675,331	6,421,866	5,944,797	5,944,797	3,968,401	5,399,971	1,087,755-	8,358
24	Arab Jordanian Insurance Group	14,041,649	13,670,086	9,574,883	10,681,561	8,775,000	6,500,000	8,871,551	9,454,510	431,873-	2,426,086
25	Arab Orient Insurance	23,744,391	15,862,468	16,454,933	10,461,650	10,000,000	3,750,000	11,952,002	5,729,486	1,166,177	1,290,366
26	Gerasa Insurance	6,851,763	7,537,882	2,950,340	2,632,464	2,800,000	2,000,000	2,088,812	3,267,909	338,359-	846,533
	Total	547,267,526	525,363,062	407,907,180	410,149,594	206,605,477	130,713,554	284,956,939	277,011,140	10,916,222	51,554,751

* The figures of the balance sheet for 25 insurance companies are from 1/1-31/12/2006 and from 1/ 7-31/12/2006 for one insurance company because of merging with another company.

Table (20)
Insurance Companies According to Total Assets, Investments, Paid Up Capital
for the year 2006 (J.D)

Total Assets			Investments			Paid Up Capital		
No.	Companies	Total Assets	No.	Companies	Investment	No.	Companies	Paid Up Capital
1	American Life Insurance (Alico)	79,731,178	1	American Life Insurance (Alico)	75,152,853	1	Jordan Insurance	30,000,000
2	Middle East Ins.	55,232,066	2	Middle East Ins.	49,330,599	2	Arabian Seas Ins.	21,000,000
3	Jordan Insurance	48,843,436	3	Jordan Insurance	33,783,796	3	Jordan International Ins.	16,500,000
4	Jordan International Ins.	34,319,000	4	Jordan International Ins.	27,068,584	4	Middle East Ins.	15,000,000
5	AL- Nisr Al - Arabi Ins	27,348,762	5	AL- Nisr Al - Arabi Ins	23,293,988	5	Arab German Insurance*	10,400,680
6	Arab German Insurance*	24,896,964	6	Arab Orient Insurance	16,454,933	6	Arab Orient Insurance	10,000,000
7	Arab Life & Accidents Ins.	24,792,750	7	Arab Life & Accidents Ins.	16,251,530	7	Arab Jordanian Insurance Group	8,775,000
8	Arab Orient Insurance	23,744,391	8	Arabian Seas Ins.	16,163,435	8	Arab Life & Accidents Ins.	8,000,000
9	Jordan French Insurance	23,385,378	9	United Insurance	14,083,846	9	Islamic Insurance	8,000,000
10	Arabian Seas Ins.	21,519,663	10	Jerusalem Insurance	13,525,105	10	United Insurance	7,000,000
11	United Insurance	19,565,643	11	Islamic Insurance	13,171,021	11	Jordan French Insurance	6,500,000
12	Jerusalem Insurance	17,384,422	12	Arab German Insurance*	12,814,699	12	Arab American Takaful Insurance	5,944,797
13	Arab Assurers	16,410,983	13	Arab Assurers	10,813,623	13	Arab Assurers	5,900,000
14	Islamic Insurance	15,400,636	14	AL Yarmouk Insurance	9,721,625	14	Jerusalem Insurance	5,460,000
15	Arab Jordanian Insurance Group	14,041,649	15	General Arabia Insurance	9,625,788	15	AL- Nisr Al - Arabi Ins	5,000,000
16	General Arabia Insurance	13,285,017	16	Arab Jordanian Insurance Group	9,574,883	16	Oasis Insurance	5,000,000
17	AL Yarmouk Insurance	11,373,067	17	Jordan French Insurance	8,523,268	17	AL Yarmouk Insurance	5,000,000
18	Euro Arab Insurance Group	10,755,882	18	Delta Insurance	8,371,176	18	Delta Insurance	5,000,000
19	Delta Insurance	10,118,677	19	Euro Arab Insurance Group	6,942,751	19	General Arabia Insurance	4,000,000
20	Oasis Insurance	8,774,753	20	Arab American Takaful Insurance	6,675,331	20	American Life Insurance (Alico)	4,000,000
21	Arab Union International Ins.	8,300,192	21	Oasis Insurance	5,972,087	21	Euro Arab Insurance Group	4,000,000
22	Arab American Takaful Insurance	8,277,236	22	Philadelphia Insurance	5,790,858	22	Arab Union International Ins.	4,000,000
23	National Ahlia Ins.	8,194,976	23	Arab Union International Ins.	4,807,748	23	Philadelphia Insurance	3,750,000
24	Philadelphia Insurance	7,999,302	24	Holy Land Insurance	4,265,574	24	Holy Land Insurance	3,575,000
25	Gerasa Insurance	6,851,763	25	Gerasa Insurance	2,950,340	25	Gerasa Insurance	2,800,000
26	Holy Land Insurance	6,719,740	26	National Ahlia Ins.	2,777,739	26	National Ahlia Ins.	2,000,000
	Total	547,267,526		Total	407,907,180		Total	206,605,477

* The figures of the company from the balance sheet are from 1/7-31/12/2006 because of merging with another company

Table (21)

**Classification of the Insurance Companies According to Shareholders Equity, Retained Earnings, Statutory Reserve, Voluntary Reserve for the year 2006
J.D**

NO.	Companies	Shareholders Equity	NO.	Companies	Retained Earnings Accumulated Profit & Loss	NO.	Companies	Statutory Reserve	NO.	Companies	Voluntary Reserve
1	Middle East Ins.	37,385,011	1	Middle East Ins.	12,778,036	1	Jordan Insurance	5,502,224	1	Jordan Insurance	3,400,000
2	American Life Insurance (Alico)	28,849,115	2	Arab Orient Insurance	1,166,177	2	Middle East Ins.	2,841,111	2	Middle East Ins.	1,100,000
3	Jordan Insurance	28,501,513	3	United Insurance	975,539	3	Jordan International Ins.	1,734,671	3	AL- Nisr Al - Arabi Ins	653,754
4	Arabian Seas Ins.	20,220,111	4	Jerusalem Insurance	809,222	4	Arab Life & Accidents Ins.	1,255,059	4	Jerusalem Insurance	406,856
5	Jordan International Ins.	19,573,092	5	Jordan Insurance	661,213	5	United Insurance	1,151,543	5	AL Yarmouk Insurance	400,000
6	AL- Nisr Al - Arabi Ins.	17,682,869	6	AL Yarmouk Insurance	551,888	6	AL Yarmouk Insurance	1,078,022	6	Arab Union International Ins.	336,863
7	Arab Orient Insurance	11,952,002	7	Arab German Insurance*	372,168	7	Jordan French Insurance	1,054,739	7	Islamic Insurance	310,000
8	United Insurance	11,489,012	8	Delta Insurance	361,626	8	Jerusalem Insurance	1,003,313	8	Arab German Insurance*	222,041
9	Arab German Insurance*	11,189,166	9	Islamic Insurance	334,372	9	AL- Nisr Al - Arabi Ins	859,880	9	Arab Orient Insurance	173,636
10	Islamic Insurance	10,344,726	10	National Ahlia Ins.	330,255	10	Delta Insurance	715,738	10	Arab Assurers	131,791
11	Arab Life & Accidents Ins.	9,381,220	11	General Arabia Insurance	300,000	11	Arab Orient Insurance	703,309	11	General Arabia Insurance	51,887
12	Arab Jordanian Insurance Group	8,871,551	12	Arab Assurers	291,157	12	Arab Union International Ins.	664,609	12	Euro Arab Insurance Group	37,936
13	Jerusalem Insurance	7,679,391	13	AL- Nisr Al - Arabi Ins	276,813	13	General Arabia Insurance	564,547	13	Holy Land Insurance	22,561
14	AL Yarmouk Insurance	7,429,611	14	Arab Life & Accidents Ins.	126,161	14	Philadelphia Insurance	546,225	14	Delta Insurance	15,948
15	General Arabia Insurance	7,109,277	15	Jordan International Ins.	90,191	15	Arab German Insurance*	542,073	15	Arab Jordanian Insurance Group	12,803
16	Arab Assurers	7,054,069	16	Philadelphia Insurance	12,938	16	Holy Land Insurance	536,590	16	National Ahlia Ins.	11,000
17	Delta Insurance	6,805,710	17	Euro Arab Insurance Group	248,275-	17	Arab Jordanian Insurance Group	515,621	17	Jordan French Insurance	2,000
18	Jordan French Insurance	6,471,685	18	Gerasa Insurance	338,359-	18	Arabian Seas Ins.	502,503	18	Jordan International Ins.	
19	Euro Arab Insurance Group	4,055,783	19	Arab Jordanian Insurance Group	431,873-	19	National Ahlia Ins.	500,000	19	Arabian Seas Ins.	
20	Philadelphia Insurance	4,025,434	20	Oasis Insurance	851,488-	20	Arab Assurers	425,091	20	Oasis Insurance	
21	Arab American Takaful Insurance	3,968,401	21	Arabian Seas Ins.	922,976-	21	Islamic Insurance	406,668	21	Philadelphia Insurance	
22	Arab Union International Ins.	3,644,532	22	Arab American Takaful Insurance	1,087,755-	22	Euro Arab Insurance Group	266,122	22	Arab Life & Accidents Ins.	
23	Oasis Insurance	3,468,345	23	Holy Land Insurance	1,297,126-	23	Oasis Insurance	196,228	23	United Insurance	
24	Holy Land Insurance	2,875,246	24	Arab Union International Ins.	1,512,984-	24	Gerasa Insurance	195,347	24	Arab American Takaful Insurance	
25	National Ahlia Ins.	2,841,255	25	Jordan French Insurance	1,830,698-	25	Arab American Takaful Insurance	180,734	25	Gerasa Insurance	
26	Gerasa Insurance	2,088,812	26	American Life Insurance (Alico)		26	American Life Insurance (Alico)		26	American Life Insurance (Alico)	
	Total	284,956,939		Total	10,916,222		Total	23,941,967		Total	7,289,076

* The figures of the company from the balance sheet are from 1/7-31/12/2006 because of merging with another company

Table (22)

Fixed & Other Assets for Jordan Insurance Market As in 31/12/2006 Compared with 31/12/2005 (J.D)

No.	Companies	Fixed Assets		Other Assets	
		31/12/2006	31/12/2005	31/12/2006	31/12/2005
1-	Jordan Insurance	1,170,610	1,019,543	1,236,563	728,708
2-	American Life Insurance (Alico)	1,513,510	1,351,928	1,090,274	982,398
3-	Middle East Ins.	913,544	934,786	115,985	97,467
4-	National Ahlia Ins.	538,914	468,724	74,051	309,455
5-	United Insurance	215,825	207,808	363,419	239,623
6-	Arabian Seas Ins.	69,594	27,518	38,124	257,971
7-	General Arabia Insurance	219,094	116,490	49,736	46,830
8-	Jerusalem Insurance	752,957	623,785	214,233	218,878
9-	AL- Nisr Al - Arabi Ins	430,164	246,621	351,577	133,619
10-	Jordan French Insurance	2,317,870	1,896,687	430,729	758,506
11-	Delta Insurance	71,874	81,625	16,006	22,182
12-	Oasis Insurance	127,134	92,187	131,160	189,929
13-	AL Yarmouk Insurance	383,956	406,109	95,971	95,405
14-	Holy Land Insurance	279,004	272,258	54,348	50,301
15-	Philadelphia Insurance	215,687	232,562	226,062	71,098
16-	Arab Life & Accidents Ins.	1,352,485	1,254,142	1,249,801	1,064,522
17-	Arab Union International Ins.	2,269,697	969,009	40,131	43,618
18-	Arab Assurers	1,676,996	445,288	158,064	181,521
19-	Islamic Insurance	830,731	857,893	58,567	78,377
20-	Euro Arab Insurance Group	617,094	581,820	362,164	251,288
21-	Arab German Insurance*	3,460,395	1,161,145	378,751	450,604
22-	Jordan International Ins.	278,012	287,431	1,721,883	1,397,470
23-	Arab American Takaful Insurance	130,074	109,760	119,286	171,114
24-	Arab Jordanian Insurance Group	100,373	128,432	128,999	99,295
25-	Arab Orient Insurance	294,499	310,335	498,406	246,689
26-	Gerasa Insurance	95,674	62,300	63,104	58,118
	Total	20,325,767	14,146,186	9,267,394	8,244,986

* The figures of Arab German Insurance Company are from 1/ 7-31/12/2006 because of merging with another company.

Table (23)

Reserves for Jordan Insurance Market As in 31/12/2006 Compared with 31/12/2005 (J.D)

No	Companies	Statutory Reserves		Voluntary Reserves	
		31/12/2006	31/12/2005	31/12/2006	31/12/2005
1-	Jordan Insurance	5,502,224	5,289,539	3,400,000	3,400,000
2-	American Life Insurance (Alico)				
3-	Middle East Ins.	2,841,111	2,500,000	1,100,000	1,000,000
4-	National Ahlia Ins.	500,000	500,000	11,000	11,000
5-	United Insurance	1,151,543	1,127,366		431,130
6-	Arabian Seas Ins.	502,503	502,503		
7-	General Arabia Insurance	564,547	500,000	51,887	216,226
8-	Jerusalem Insurance	1,003,313	825,784	406,856	827,461
9-	AL- Nisr Al - Arabi Ins	859,880	625,000	653,754	183,995
10-	Jordan French Insurance	1,054,739	1,054,739	2,000	2,000
11-	Delta Insurance	715,738	662,561	15,948	15,948
12-	Oasis Insurance	196,228	196,228		
13-	AL Yarmouk Insurance	1,078,022	932,449	400,000	225,000
14-	Holy Land Insurance	536,590	536,590	22,561	65,354
15-	Philadelphia Insurance	546,225	545,352		
16-	Arab Life & Accidents Ins.	1,255,059	1,250,000		
17-	Arab Union International Ins.	664,609	664,609	336,863	336,863
18-	Arab Assurers	425,091	364,220	131,791	188,257
19-	Islamic Insurance	406,668	328,668	310,000	232,000
20-	Euro Arab Insurance Group	266,122	266,122	37,936	37,936
21-	Arab German Insurance	542,073	481,005	222,041	
22-	Jordan International Ins.	1,734,671	1,326,206		
23-	Arab American Takaful Insurance	180,734	180,734		
24-	Arab Jordanian Insurance Group	515,621	515,621	12,803	12,803
25-	Arab Orient Insurance	703,309	515,484	173,636	173,636
26-	Gerasa Insurance	195,347	195,347		
	Total	23,941,967	21,886,127	7,289,076	7,359,609

Table (24)
Insurance Companies Balance Sheet Indicators
as in 31/12/2006 (J.D)

NO.	Companies	Paid Up Capital	Statutory Reserve	Voluntary Reserve	Other Capital Reserves	Retained Earnings Accumulated Profit & Loss	Premiums (Discount) on Paid Up Capital	Accumulated Change in Evaluating Financial Assets Available for Sale	Change in Fair Value for Property Investments	Total Capital Base	Total Shareholders Equity
1	Jordan Insurance	30,000,000	5,502,224	3,400,000		661,213		12,861,924-		26701513	28,501,513
2	Middle East Insurance	15,000,000	2,841,111	1,100,000		12,778,036		5,665,864		37,385,011	37,385,011
3	National Ahlia Insurance	2,000,000	500,000	11,000		330,255				2,841,255	2,841,255
4	United Insurance	7,000,000	1,151,543			975,539	41,507	2,320,423		11,489,012	11,489,012
5	Arabian Seas Insurance	21,000,000	502,503			922,976-	862,538	272,489-		21,169,576	20,220,111
6	General Arabia Insurance	4,000,000	564,547	51,887		300,000		2,192,843		7,109,277	7,109,277
7	Jerusalem Insurance	5,460,000	1,003,313	406,856		809,222				7,679,391	7,679,391
8	Al-Nisr Al-Arabi Ins.	5,000,000	859,880	653,754		276,813	8,750,000	642,422		16,182,869	17,682,869
9	Jordan French Insurance	6,500,000	1,054,739	2,000	107,758	1,830,698-	75,000	562,886		6,471,685	6,471,685
10	Arab Union International Ins.	4,000,000	664,609	336,863		1,512,984-	159,943	3,899-		3,644,532	3,644,532
11	Delta Insurance	5,000,000	715,738	15,948		361,626		712,398		6,805,710	6,805,710
12	Oasis Insurance	5,000,000	196,228			851,488-	500,000-	376,395-		3,468,345	3,468,345
13	Al Yarmouk Insurance	5,000,000	1,078,022	400,000	200,000	551,888		550,299-		6,679,611	7,429,611
14	Holy Land Insurance	3,575,000	536,590	22,561		1,297,126-	38,221			2,875,246	2,875,246
15	Arab Life & Accident Ins.	8,000,000	1,255,059			126,161				9,381,220	9,381,220
16	Philadelphia Insurance	3,750,000	546,225			12,938		283,729-		4,025,434	4,025,434
17	Jordan International Insurance	16,500,000	1,734,671		2,225	90,191				18,327,087	19,573,092
18	Arab German Insurance *	10,400,680	542,073	222,041		372,168		7,388		11,544,350	11,189,166
19	Islamic Insurance	8,000,000	406,668	310,000		334,372	1,000,000	306,314-		9,744,726	10,344,726
20	Arab Assurers	5,900,000	425,091	131,791		291,157	441,000	134,970-		7,054,069	7,054,069
21	Arab American Takaful Insurance	5,944,797	180,734			1,087,755-	473,750-	595,625-		3,968,401	3,968,401
22	Arab Jordanian Ins. Group	8,775,000	515,621	12,803		431,873-				8,871,551	8,871,551
23	Arab Orient Insurance	10,000,000	703,309	173,636		1,166,177		91,120-		11,952,002	11,952,002
24	Euro Arab Ins. Group	4,000,000	266,122	37,936		248,275-				4,055,783	4,055,783
25	American Life Ins.(Alico)	4,000,000						2,294,585		6,294,585	28,849,115
26	Gerasa Insurance	2,800,000	195,347			338,359-		568,176-		2,088,812	2,088,812
	Total	206,605,477	23,941,967	7,289,076	309,983	10,916,222	10,394,459	1,646,131-	0	257,811,053	284,956,939

* The figures of the company from the balance sheet are from 1/7-31/12/2006 because of merging with another company

Table (25)

Insurance Companies Balance Sheet Indicators as in 31/12/2005 (J.D)

NO.	Companies	Paid Up Capital	Statutory Reserve	Voluntary Reserve	Other Capital Reserves	Retained Earnings Accumulated	Premiums Discount (on) Paid Up	Accumulated Change in Evaluating Financial Assets	Change in Fair Value for Property	Total Capital Base	Total Shareholders Equity
1	Jordan Insurance	20,000,000	5,289,539	3,400,000		11,153,713		1,051,490		40,894,742	43,394,742
2	Middle East Insurance	10,000,000	2,500,000	1,000,000		15,192,991		18,513,994		47,206,985	47,206,985
3	National Ahlia Insurance	2,000,000	500,000	11,000		1,543,365				4,054,365	4,054,365
4	United Insurance	5,964,218	1,127,366	431,130		1,508,068		3,448,001		12,478,783	12,478,783
5	Arabian Seas Insurance	2,000,000	502,503			183,187	249,603	226,565		3,161,858	3,161,858
6	General Arabia Insurance	2,000,000	500,000	216,226		1,021,819	800,000	3,521,126		8,059,171	8,059,171
7	Jerusalem Insurance	4,200,000	825,784	827,461		736,337				6,589,582	6,589,582
8	Al-Nisr Al-Arabi Ins.	2,500,000	625,000	183,995		572,111		574,848		4,455,954	5,205,954
9	Jordan French Insurance	6,000,000	1,054,739	2,000	107,758	2,225,164		1,773,733		11,163,394	11,163,394
10	Arab Union International Ins.	4,000,000	664,609	336,863		1,087,145	159,943	2,623		6,251,183	6,251,183
11	Delta Insurance	3,360,000	662,561	15,948		22,102		1,944,015		6,004,626	7,644,626
12	Oasis Insurance	5,000,000	196,228			815,279	500,000-			5,511,507	5,511,507
13	Al Yarmouk Insurance	3,000,000	932,449	225,000	100,000	2,452,206		2,350,239		9,059,894	9,959,894
14	Holy Land Insurance	3,000,000	536,590	65,354		232,207	38,221			3,872,372	3,872,372
15	Arab Life & Accident Ins.	5,000,000	1,250,000			3,094,606				9,344,606	9,344,606
16	Philadelphia Insurance	2,994,539	545,352			755,337		788		4,296,016	4,296,016
17	Jordan International Insurance	12,000,000	1,326,206			423,187				13,749,393	18,249,393
18	Arab German Insurance	5,800,000	481,005			1,438,296		741,547-		6,977,754	6,977,754
19	Islamic Insurance	3,600,000	328,668	232,000		912,852		325,000		5,398,520	5,398,520
20	Arab Assurers	4,100,000	364,220	188,257		782,658				5,435,135	5,427,257
21	Arab American Takaful Insurance	5,944,797	180,734			8,358	473,750-	260,168-		5,399,971	5,399,971
22	Arab Jordanian Ins. Group	6,500,000	515,621	12,803		2,426,086				9,454,510	9,454,510
23	Arab Orient Insurance	3,750,000	515,484	173,636		1,290,366				5,729,486	5,729,486
24	Euro Arab Ins. Group	4,000,000	266,122	37,936		830,778				5,134,836	5,134,836
25	American Life Ins. (Alico)	2,000,000						9,312,322		11,312,322	23,776,466
26	Gerasa Insurance	2,000,000	195,347			846,533		226,029		3,267,909	3,267,909
	Total	130,713,554	21,886,127	7,359,609	207,758	51,554,751	274,017	42,269,058	0	254,264,874	277,011,140

Table (26)

Gross Administrative Expenses For Insurance Companies Distributed On Insurance Underwriting Branches For The Year 2006

- 1

NO.	Companies	Marine & Transport		Aviation		Marine+Aviation		Fire&Other Property Damages		Liability		Other Branches		Credit		Motor			
																Compulsory (Third Party Liability)		Comprehensive (Own Damages)	
		2006	2005	2006	2005	2006	2005	2006	2005	2006	2005	2006	2005	2006	2005	2006	2005	2006	2005
1	Jordan Insurance	244,550	188,265			244,550	188,265	662,339	580,011	81,870	61,765	6,984	38,150			262,949	244,590	672,110	523,581
2	Middle East Insurance	327,858	275,422	79,226	71,955	407,084	347,377	477,462	368,967	72,560	14,878	39,969	34,763			221,549	211,323	304,616	277,736
3	National Ahlia Insurance	45,307	37,199			45,307	37,199	151,952	125,036	7,790	4,265	1,000	1,051			185,184	138,977	70,051	72,687
4	United Insurance	48,499	47,047			48,499	47,047	62,468	82,602	10,247	15,933	2,981	2,526			112,741	102,588	132,612	97,138
5	Arabian Seas Insurance					0	0										126,695		13,305
6	General Arabia Insurance	128,759	124,444			128,759	124,444	240,982	135,764			74,903	67,483			170,231	177,643	136,924	113,774
7	Jerusalem Insurance	207,625	230,800			207,625	230,800	197,830	248,413	27,813	23,841	5,291	8,538				718,101		109,243
8	AL- Nisr Al - Arabi Insurance	58,934	69,066			58,934	69,066	129,126	101,362	26,888	15,604	27,553	14,431			231,670	247,325	157,941	115,110
9	Jordan French Insurance	226,754	150,127	26,550	149,720	253,304	299,847	127,129	87,537	15,602	3,047	3,566	810	37,550	21,821		673,404		180,185
10	Arab Union International Insurance	21,170	16,177			21,170	16,177	12,446	10,506			1,571	1,563			387,739	369,024	68,511	65,699
11	Delta Insurance	56,238	53,959			56,238	53,959	225,116	206,020	15,433	4,482	10,085	10,096			191,073	165,207	60,824	44,669
12	Oasis Insurance	7,614	36,035			7,614	36,035	38,612	66,187			13,958	24,870			393,550	291,137	245,111	108,822
13	AL Yarmouk Insurance	58,164	50,818			58,164	50,818	150,578	164,397	1,326	1,747	1,264	1,421			242,987	143,557	16,293	21,014
14	Holy Land Insurance	4,932	5,169			4,932	5,169	45,778	41,347	6,807	6,516						510,084		52,281
15	Arab Life & Accidents Insurance	141,284	163,124			141,284	163,124	198,953	171,621	28,111	27,420			79,691	79,017	511,648	629,695	569,019	470,620
16	Philadelphia Insurance	42,210	11,217			42,210	11,217	14,838	10,815	510	1,905	2,095	871			364,982	327,836	181,916	199,221
17	American Life Insurance (Alico)					0	0					219,635	167,921						
18	Jordan International Insurance	187,320	171,560	14,527	13,527	201,847	185,087	105,214	93,433	17,428	27,053	1,750	1,250			446,352	461,014	314,882	235,254
19	Arab German Insurance	117,540	118,131			117,540	118,131	346,001	177,567	101,289	29,271	1,509	6,570				321,988		270,939
20	Euro Arab Insurance Group	32,777	51,769			32,777	51,769	50,250	27,670	123,685	102,858					290,401	291,933	124,493	80,646
21	Islamic Insurance	148,365	99,801			148,365	99,801	144,107	82,344			36,707	27,220			443,750	324,626	269,620	165,428
22	Arab Assurers	124,977	120,474			124,977	120,474	99,499	51,727	5,330	3,995	12,163	5,905			659,637	446,964	188,655	115,188
23	Arab American Takaful Insurance	16,685	3,005			16,685	3,005	9,745	131			675	27			748,233	407,314	24,795	4,510
24	Arab Jordanian Insurance Group	83,213	93,245			83,213	93,245	102,167	122,601			35,739	31,740			492,936	516,049	320,475	199,331
25	Arab Orient Insurance	69,664	58,778	265,151	59,720	334,815	118,498	274,060	205,283	32,732	15,979	198,328	163,234			342,343	321,910	367,957	237,639
26	Gerasa Insurance	10,408	6,259			10,408	6,259	25,525	15,611	413	265	475	420			407,112	369,067	45,302	72,294
	Total	2,410,847	2,181,891	385,454	294,922	2,796,301	2,476,813	3,892,177	3,176,952	575,834	360,824	698,201	610,860	117,241	100,838	7,107,067	8,538,051	4,272,107	3,846,314

Table (26)

Gross Administrative Expenses For Insurance Companies Distributed On Insurance Underwriting Branches For The Year 2006

-2

NO.	Companies	Motor		Non Life		Medical		Life		Medical+Life		Gross Expenses	
		Motor (Compulsory (Third Party Liability Ins.) & Comprehensive (Own		Insurances									
		2006	2005	2006	2005	2006	2005	2006	2005	2006	2005	2006	2005
1	Jordan Insurance	935,059	768,171	1,930,802	1,636,362	238,932	235,255	292,604	246,853	531,536	482,108	2,462,338	2,118,470
2	Middle East Insurance	526,165	489,059	1,523,240	1,255,044	237,073	187,100	151,387	116,545	388,460	303,645	1,911,700	1,558,689
3	National Ahlia Insurance	255,235	211,664	461,284	379,215	23,021	17,004	14,050	8,733	37,071	25,737	498,355	404,952
4	United Insurance	245,353	199,726	369,548	347,834	37,285	40,826			37,285	40,826	406,833	388,660
5	Arabian Seas Insurance	0	140,000	0	140,000					0	0	0	140,000
6	General Arabia Insurance	307,155	291,417	751,799	619,108	226,168	204,670	95,259	61,919	321,427	266,589	1,073,226	885,697
7	Jerusalem Insurance	724,830	827,344	1,163,389	1,338,936	172,288	193,273	85,135	123,583	257,423	316,856	1,420,812	1,655,792
8	AL- Nisr Al - Arabi Insurance	389,611	362,435	632,112	562,898	365,939	360,779	355,092	292,014	721,031	652,793	1,353,143	1,215,691
9	Jordan French Insurance	1,257,864	853,589	1,695,015	1,266,651	137,919	135,140	16,353	23,848	154,272	158,988	1,849,287	1,425,639
10	Arab Union International Insurance	456,250	434,723	491,437	462,969	5,256				5,256	0	496,693	462,969
11	Delta Insurance	251,897	209,876	558,769	484,433	81,285	71,219	1,433	2,000	82,718	73,219	641,487	557,652
12	Oasis Insurance	638,661	399,959	698,845	527,051	54,677	61,659			54,677	61,659	753,522	588,710
13	AL Yarmouk Insurance	259,280	164,571	470,612	382,954	72,143	83,157	2,176	525	74,319	83,682	544,931	466,636
14	Holy Land Insurance	550,282	562,365	607,799	615,397					0	0	607,799	615,397
15	Arab Life & Accidents Insurance	1,080,667	1,100,315	1,528,706	1,541,497	137,204	172,964	257,409	246,568	394,613	419,532	1,923,319	1,961,029
16	Philadelphia Insurance	546,898	527,057	606,551	551,865					0	0	606,551	551,865
17	American Life Insurance (Alico)	0	0	219,635	167,921	274,448	185,271	1,402,224	1,188,953	1,676,672	1,374,224	1,896,307	1,542,145
18	Jordan International Insurance	761,234	696,268	1,087,473	1,003,091	290,160	242,882	39,222	42,969	329,382	285,851	1,416,855	1,288,942
19	Arab German Insurance	731,527	592,927	1,297,866	924,466	347,639	221,563	44,657	55,132	392,296	276,695	1,690,162	1,201,161
20	Euro Arab Insurance Group	414,894	372,579	621,606	554,876	226,298	152,733	33,975	26,900	260,273	179,633	881,879	734,509
21	Islamic Insurance	713,370	490,054	1,042,549	699,419	321,805	225,261	166,206	105,312	488,011	330,573	1,530,560	1,029,992
22	Arab Assurers	848,292	562,152	1,090,261	744,253	134,476	107,184	121,928	141,212	256,404	248,396	1,346,665	992,649
23	Arab American Takaful Insurance	773,028	411,824	800,133	414,987					0	0	800,133	414,987
24	Arab Jordanian Insurance Group	813,411	715,380	1,034,530	962,966	59,572	58,073	27,551	21,360	87,123	79,433	1,121,653	1,042,399
25	Arab Orient Insurance	710,300	559,549	1,550,235	1,062,543	915,560	906,023			915,560	906,023	2,465,795	1,968,566
26	Gerasa Insurance	452,414	441,361	489,235	463,916	29,299	32,057		1,935	29,299	33,992	518,534	497,908
	Total	14,643,677	12,384,365	22,723,431	19,110,652	4,388,447	3,894,093	3,106,661	2,706,361	7,495,108	6,600,454	30,218,539	25,711,106

Table (27)

Jordan Insurance Companies
Gross Administrative & General Expenses For Jordan Insurance Companies
As in 31/12/2006 Compared with 31/12/2005

No.	Companies	Administrative Expenses		Salaries, Wages & Remunerations		Insurance Commission's Fees		Gross Administrative Expenses			
		Allocated on Underwriting Accounts		31/12/2006	31/12/2005	31/12/2006	31/12/2005	31/12/2006	31/12/2005	31/12/2006	31/12/2005
		31/12/2006	31/12/2005								
1	Jordan Insurance	2,462,338	2,118,470	2,255,377	1,886,809			4,468,879	3,769,415		
2	American Life Insurance (Alico)	1,896,307	1,542,145	957,605	795,421			2,050,640	1,694,145		
3	Middle East Ins.	1,911,700	1,558,689	1,238,526	1,172,021			2,313,041	2,063,350		
4	National Ahlia Ins.	498,355	404,952	476,469	378,580			996,710	809,904		
5	United Insurance	406,833	388,660	176,493	137,116			406,833	388,660		
6	Arabian Seas Ins.		140,000	219,917	139,917			733,411	493,564		
7	General Arabia Insurance	1,073,226	885,697	501,778	479,712			1,073,226	904,398		
8	Jerusalem Insurance	1,420,812	1,655,792	686,061	835,762	97,880	94,800	1,425,913	1,664,747		
9	AL- Nisr Al - Arabi Ins	1,353,143	1,215,691	979,454	884,306	81,230	80,391	1,691,427	1,519,615		
10	Jordan French Insurance	1,849,287	1,425,639	848,269	705,632	50,467	93,435	1,875,185	1,463,651		
11	Delta Insurance	641,487	557,652	408,109	370,142	22,947	20,526	640,054	555,652		
12	Oasis Insurance	753,522	588,710	360,554	275,001	40,796	30,841	753,521	588,710		
13	AL Yarmouk Insurance	544,931	466,636	304,531	261,161			544,931	466,636		
14	Holy Land Insurance	607,799	615,397	334,524	334,110			618,287	624,517		
15	Philadelphia Insurance	606,551	551,865	340,200	300,306	21,517	22,177	606,551	551,865		
16	Arab Life & Accidents Ins.	1,923,319	1,961,029	1,111,266	1,302,067			1,923,319	1,961,028		
17	Arab Union International Ins.	496,693	462,969	298,176	307,591			622,276	579,145		
18	Arab Assurers	1,346,665	992,649	669,507	564,378			1,346,665	995,650		
19	Islamic Insurance	1,530,560	1,029,992	607,151	555,139			1,067,378	895,426		
20	Euro Arab Insurance Group	881,879	734,509	410,069	413,777	61,396	40,657	881,879	734,508		
21	Arab German Insurance	1,690,162	1,201,161		631,556				1,364,239		
22	Jordan International Ins.	1,416,855	1,288,942	1,031,763	987,687			1,930,139	1,878,190		
23	Arab American Takaful Insurance	800,133	414,987	212,010	176,191			800,133	414,987		
24	Arab Jordanian Insurance Group	1,121,653	1,042,399	518,597	469,268			1,186,566	1,130,782		
25	Arab Orient Insurance	2,465,795	1,968,566	1,021,644	793,128	183,308	149,304	2,465,795	1,968,565		
26	Gerasa Insurance	518,534	497,908	265,885	251,946			518,534	497,908		
	Total	30,218,539	25,711,106	16,233,935	15,408,724	559,541	532,131	32,941,293	29,979,257		

Jordan Insurance Federation

Tel.: +962 6 5689 266 Fax: +962 6 5689 510 P.O. Box 1990 Amman 11118 Jordan

Web Site: www.joif.org E-mail: info@joif.org