



الاتحاد الأردني لشركات التأمين
Jordan Insurance Federation

Annual Report Insurance Business in Jordan

The First Half
2019






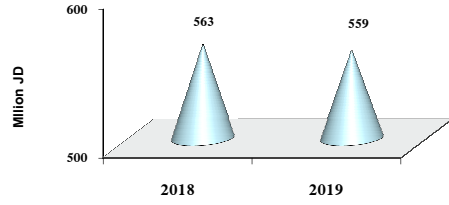
Annual Report for the first half of 2019
Insurance Business in Jordan

<i>Table No.</i>	<i>Description</i>	<i>Page No.</i>
	Insurance Operations Growth for the first half of 2019	A-D
Table (1)	Insurance Business for the first half of 2019 (Total Premiums & Claims)	1
Table (2)	Insurance Branches Results for the first half of 2019	2
Chart	Company's Share % in Gross Premiums as in 30/6/2019	3
Table (3)	Underwritten Premiums for the first half of 2019 Company's Share of All Classes	4-5
Table (4)	Motor Underwritten Premiums for first half - 2019	6
Table (5)	Companies Classification & Share of Gross Written Premiums (Inside Jordan) for the first half - 2019	7-10
Chart	Company's Share % of Paid Claims as in 30/6/2019	11
Table (6)	Paid Claims for the first half of 2019 Companies Share of all Classes	12-13
Table (7)	Motor Paid Claims for the first half of 2019	14
Table (8)	Companies Classification & Share of Paid Claims (Inside Jordan) as in 30/6/2019	15-18
Table (9)	Net Profit (Loss) of Jordan Insurance Companies as Per Class for the first half of 2019	19-20
Table (10)	Motor Net Profit (Loss) for the first half of 2019	21
Table (11)	Insurance Companies According to Profit (Loss) (Inside Jordan) Per Class for the first half of 2019	22-24
Table (12)	Total Assets/Investments/Paid-up Capital/ Shareholders' Equity/ Retained Earnings (Accumulated Profit & (Loss) for the first half of 2019	25
Table (13)	Fixed & Other Assets for (24) Insurance Companies as in 30/6/2019 compared with 31/12/2018	26
Table (14)	Reserves for (24) Insurance Companies As in 30/6/2019 Compared with 31/12/2018	27
Table (15)	Technical Provisions in Jordan Insurance Market as in 30/6/2019	28
Table (16)	Gross Administrative Expenses For (24) Insurance Companies Distributed on Insurance Underwriting Branches As in 30/6/2019 Compared with 30/6/2018	29-30
Table (17)	Takaful Insurance Business (Premiums, Paid Claims) Allocated to Insurance Branches for 30/6/2019	31
Table (18)	Takaful Insurance Business (Profit (Loss)) Allocated to Insurance Branches for 30/6/2019	32
Table (19)	Sum Insured at (21) Insurance Companies for Property Insurances as in 30/6/2019 Compared with 30/6/2018	33-34
Table (20)	Sum Insured at (22) Insurance Companies for Life & Personal Accidents Insurances as in 30/6/2019 Compared with 30/6/2018	35
Table (21)	Total Premiums, Paid Claims, Net Profit (Loss) and Net Technical profit (Loss) as in 30/6/2019 compared with 30/6/2018, Total Assets and Paid Up Capital as in 30/6/2019 compared with 30/6/2018 Total Premiums, Paid Claims, Net Profit (Loss) and Net Technical profit (Loss), Total Assets and Paid Up Capital as in 30/6/2019 compared with 30/6/2018	36-37

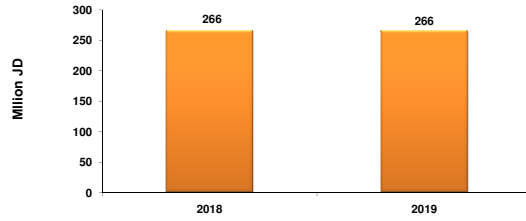
Insurance Operations Growth for the First Half of 2019



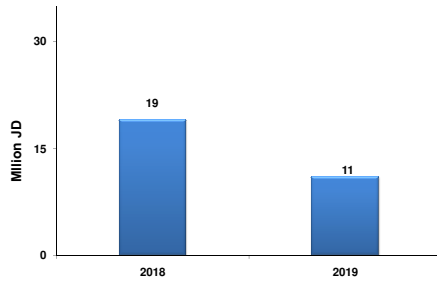
Total Assets as in 30/6/2019 compared with 31/12/2018



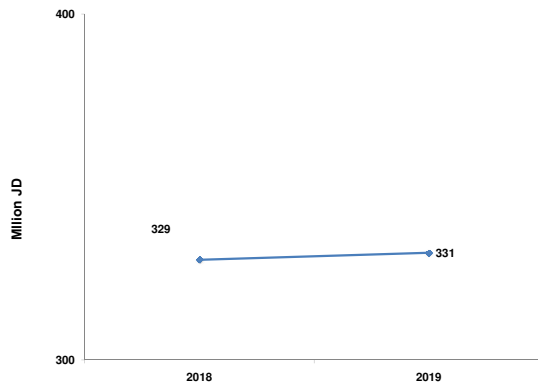
Total Investments as in 30/6/2019 compared with 31/12/2018



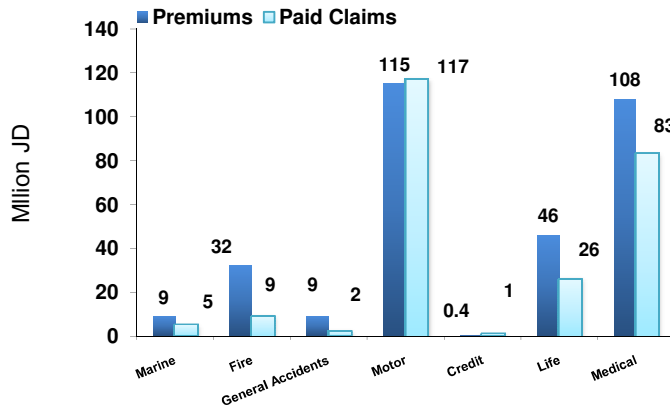
Total Paid Up Capital as in 30/6/2019 compared with 31/12/2018



Total Shareholders Equity as in 30/6/2019 compared with 31/12/2018

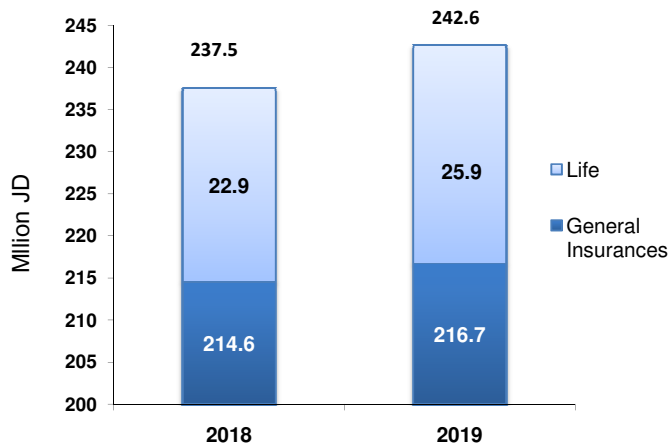
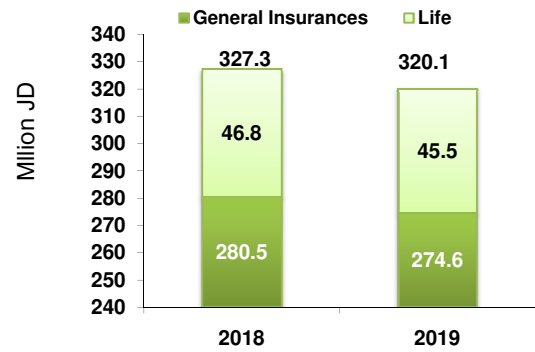


Total Shareholders Equity as in 30/6/2019 compared with 31/12/2018



Insurance Branches Premiums & Paid Claims Growth for the first half of 2019

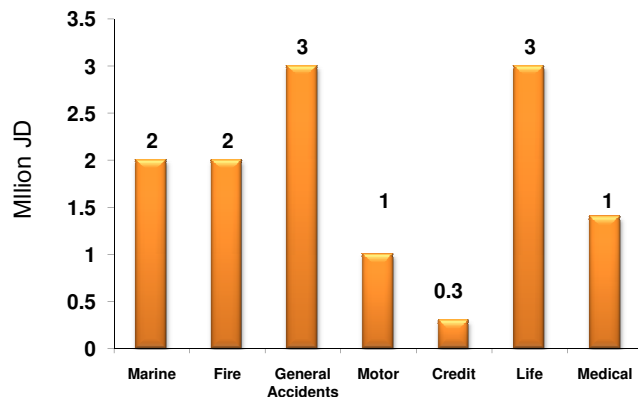
Total Premiums (General Insurances and Life & Medical Insurances) for the first half of 2019 Compared with the first half of 2018



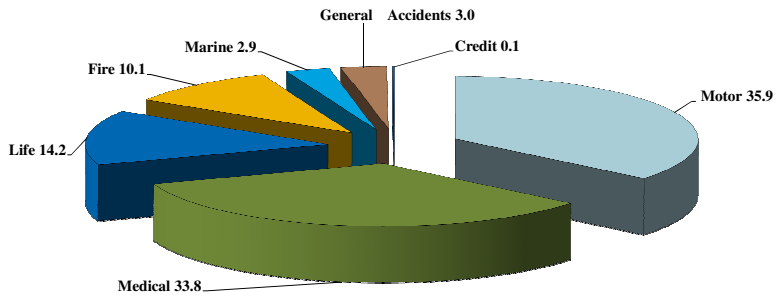
Total Paid Claims (General Insurances and Life & Medical Insurances)

for the First Half of 2019 Compared with the first half 2018

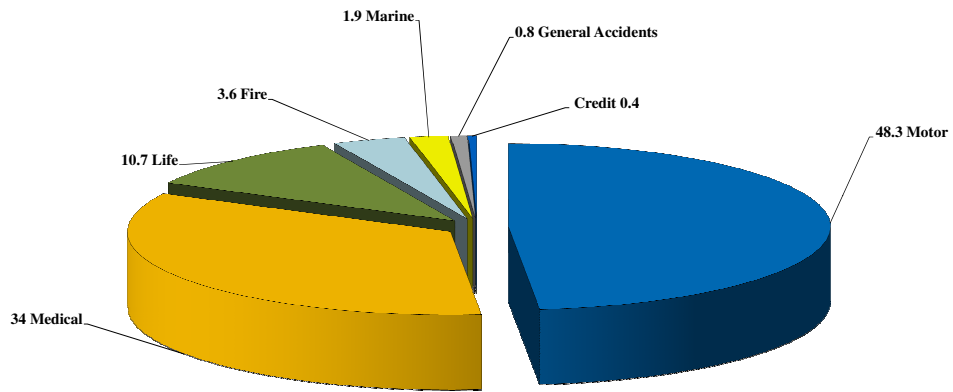
Branches Net Technical Profit (Loss) as in 30/6/2019 for 24 Insurance Companies



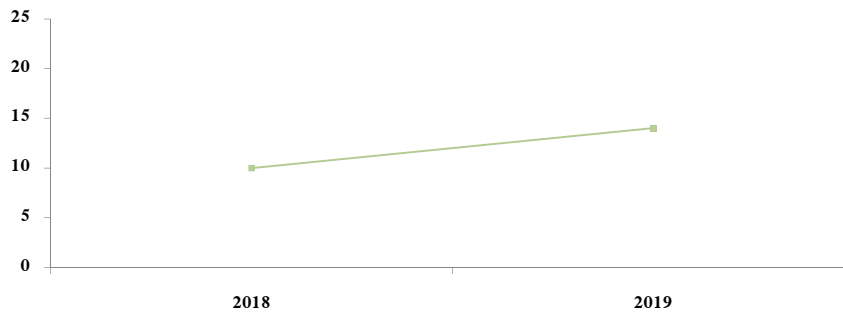
Insurance Branches % of Underwritten Premiums for the first half of 2019

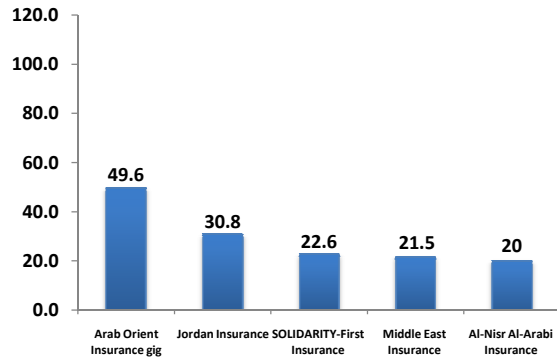


Insurance Branches % of Paid Claims for the first half of 2019

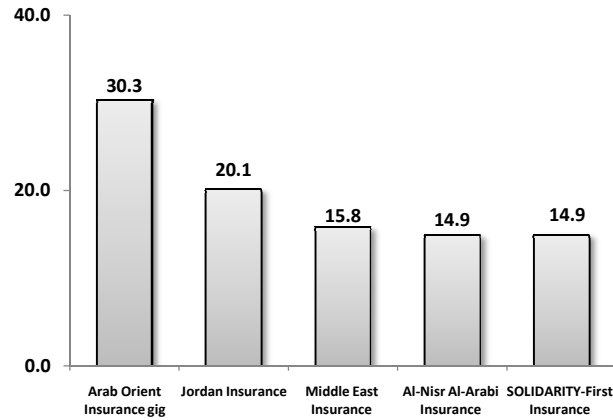


Net Technical Profit (Loss) as in 30/6/2019 compared with 30/6/2018

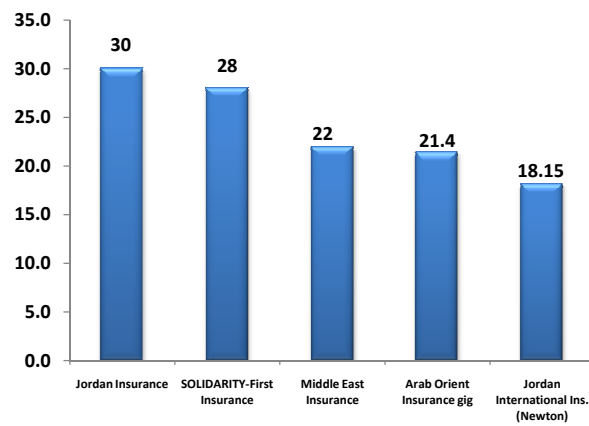




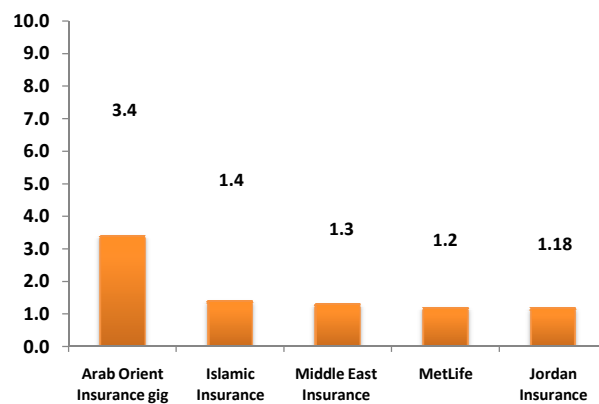
Share of the top five companies from premiums written as of 30/06/2019



Share of the top five companies from the compensation paid as in 30/6/2019



Share of the top five companies from the compensation Paid Up Capital as in 30/6/2019



The share of the top five companies of the net profit (after tax and fees) as in 30/06/2019%

Tabel (1)
Insurance Business for the First Half of 2019 for 24 Insurance Companies
Total Premiums & Paid Claims
From 1/1-30/6/2019

Underwritten Premiums For the first half of								Paid Claims For the first half of							
Branch/year	2019	Change %	Branch Share of	2018	Change %	Branch Share of	Total Premiums 2018	Branch/year	2019	Change %	Branch Share of	2018	Change %	Branch Share of	Total Paid Claims 2018
	2018	2018	Total Premiums	2017	Total Premiums	2017			Total Paid Claims	2017	Total Paid Claims				
Marine & Aviation Insurances*	9,402,608	-11.9%	2.9%	10,670,518	9.6%	3.3%	19,744,781	Marine & Aviation Insurances*	4,722,059	164.9%	1.9%	1,782,691	-22.9%	0.8%	5,393,651
Fire Insurance	32,273,211	-1.2%	10.1%	32,657,154	-9.0%	10.0%	70,028,318	Fire Insurance	9,259,456	7.1%	3.6%	8,644,503	-41.8%	3.6%	19,735,712
Motor Insurance	114,798,221	-2.3%	35.9%	117,466,767	-0.9%	35.9%	227,498,430	Motor Insurance	117,209,026	-1.9%	48.3%	119,537,413	9.9%	50.3%	242,081,635
Compulsory (Third Party Liability Ins.)	79,684,881	2.7%	24.9%	77,569,815	0.9%	23.7%	154,574,730	Compulsory (Third Party Liability Ins.)	85,330,775	0.9%	35.2%	84,552,294	12.8%	35.6%	168,942,814
Comprehensive (Own Damage)Ins.	35,113,340	-12.0%	11.0%	39,896,952	-4.2%	12.2%	72,923,700	Comprehensive (Own Damage)Ins.	31,878,250	-8.9%	13.1%	34,985,119	3.5%	14.7%	73,138,821
Credit Insurance	430,286	-0.5%	0.1%	432,584	-28.4%	0.1%	891,619	Credit Insurance	981,561	-16.0%	0.4%	1,169,146	46.8%	0.5%	2,278,871
General Accident Insurance**	9,448,297	1.5%	3.0%	9,311,655	3.3%	2.8%	19,184,227	General Accident Insurance**	1,996,811	22.5%	0.8%	1,630,426	-30.0%	0.7%	3,713,762
Medical Insurance	108,250,237	-1.5%	33.8%	109,927,528	9.6%	33.6%	182,377,351	Medical Insurance	82,555,270	0.8%	34.0%	81,866,818	3.3%	34.5%	159,458,826
Total General Insurances	274,602,860	-2%	85.8%	280,466,206	2.3%	85.7%	519,724,726	Total General Insurances	216,724,182	1.0%	91.7%	214,630,997	3.0%	90.4%	432,662,457
Life Assurance	45,535,487	-2.8%	14.2%	46,828,407	12.4%	14.3%	86,087,600	Life Assurance	25,861,978	13.1%	10.7%	22,875,716	25.5%	9.6%	46,124,812
Total Premiums	320,138,348	-2.2%	100%	327,294,613	3.7%	100%	605,812,326	Total Paid Claims	242,586,161	2.1%	100%	237,506,713	4.8%	100%	478,787,269

* Marine Insurance Premiums for the first half of 2019 include aviation Insurance with an amount of JD (1,414,005), (7) insurance companies practice this kind of Insurance.

* One Insurance Company paid aviation claims in 2019 in an amount of JD (V*·).

** General Accidents Insurance for the first half of 2019 includes Liability Insurance in an amount of JD (3,270,447) in addition to other insurances.

** General Accident Paid Claims for the first half of 2019 includes Liability insurance claims in an amount of JD(161,460) and other type of insurance.

Table (2)

Insurance Branches Results for (24) Companies as in 30/6/2019
,Premiums, Abroad Reinsurer's Premiums Share, Paid Claims, Abroad Reinsurer's Claims Share
Technical Profits (Losses) and Net Profit after tax (JD)

Branch	Underwritten Premiums	Abroad Reinsurer's Premiums Share	Paid Claims	Abroad Reinsurer's Claims Share	Net Technical Profit
Marine & Aviation Insurance	9,402,608	7,363,046	4,722,059	3,484,470	2,177,534
Fire Insurance	32,273,211	25,629,612	9,259,456	7,320,910	2,448,511
General Accident Insurance	9,448,297	5,735,458	1,996,811	1,485,152	3,115,675
Motor Insurance	114,798,221	2,581,960	117,209,026	1,917,458	1,074,608
Credit Insurance	430,286	327,794	981,561	430,859	307,693
Medical Insurance	108,250,237	47,142,109	82,555,270	34,789,356	1,404,995
Total General Insurances	274,602,860	88,779,979	216,724,183	49,428,205	10,529,016
Life Assurance	45,535,488	15,211,599	25,861,978	12,078,222	3,279,150
Total	320,138,348	103,991,578	242,586,161	61,506,427	13,808,166

Net Profit (After Tax & Provisions) JD

14,245,774

Companies Share % in Gross Premiums For the First Half of 2019

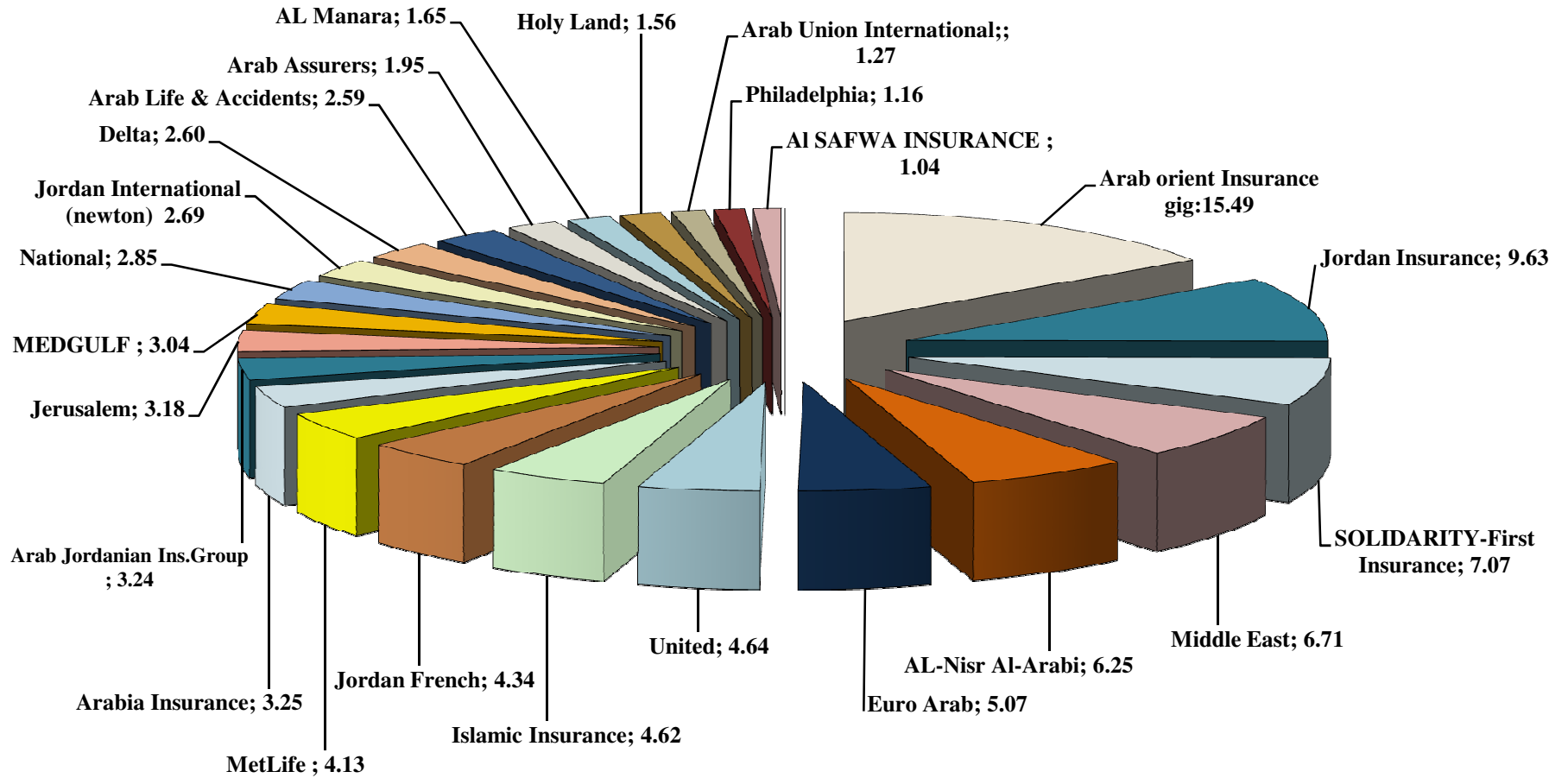


Table (3)
Underwritten Premiums
Companies Share of All Classes
For the first half of 2019 compared with the first half of 2018 (JD)

Tbl. 1-2

NO.	Companies	Marine		Aviation		Marine + Aviation		Fire & Other Property Damages		Liability		Other Branches		Credit		Motor			
																Compulsory (Third Party Liability Insurance)		Comprehensive (Own Damages)	
		2019	2018	2019	2018	2019	2018	2019	2018	2019	2018	2019	2018	2019	2018	2019	2018	2019	2018
1	Jordan Insurance	641,979	1,134,677			641,979	1,134,677	7,086,464	8,064,299	227,673	218,576	52,354	59,071			3,678,153	3,592,604	3,635,414	4,166,183
2	Middle East Insurance	2,104,472	2,484,214	147,551	115,514	2,252,023	2,599,728	5,789,051	5,764,731	501,127	492,296	45,188	64,883			3,651,952	3,490,040	2,446,767	2,644,750
3	National Insurance	313,577	244,911			313,577	244,911	1,040,425	1,363,183	35,807	140,748					3,698,486	3,778,211	1,320,497	2,178,888
4	United Insurance	170,245	205,810		2,130	170,245	207,940	1,700,966	1,351,740	238,970	101,820	54,446	69,139			3,781,192	3,660,548	1,328,157	1,666,118
5	Al Manara Insurance	29,090	48,248	2,698	2,698	31,788	50,946	833,798	744,205	206,069	283,376	50,675	42,520			3,189,690	3,030,907	542,919	643,421
6	Arabia Insurance-Jordan	169,745	356,435			169,745	356,435	794,150	1,013,098			153,439	312,932	135,492	115,317	3,967,542	3,916,768	1,746,898	2,156,853
7	Jerusalem Insurance	428,034	415,817			428,034	415,817	829,136	847,805	199,102	158,969	32,068	14,135			3,855,376	3,628,842	2,049,271	1,945,174
8	Al-Nisr Al-Arabi Insurance	161,980	206,085			161,980	206,085	1,435,002	1,245,045	260,784	245,138	109,640	127,875						
9	Jordan French Insurance	509,021	614,194	367,661	33,092	876,682	647,286	940,508	908,495	75,410	36,902	102,727	154,547	244,895	267,089	3,124,603	3,634,444	1,602,981	2,080,904
10	Arab Union International Ins.	9,742	7,611			9,742	7,611	34,316	30,779			76,368	49,550			3,322,635	3,472,848	416,232	369,010
11	Delta Insurance	291,863	196,198			291,863	196,198	1,165,763	774,046	150,666	139,738	49,588	50,370	43,098	33,703	3,575,292	3,393,734	1,444,268	885,094
12	Al SAFWA INSURANCE	4,735	6,558			4,735	6,558	58,131	29,337			12,753	22,621			2,803,381	2,128,147	364,746	762,240
13	Holy Land Insurance	2,658	2,716			2,658	2,716	98,572	116,497	11,821	12,026					4,372,609	4,930,046	512,993	477,864
14	Arab Life & Accidents Ins.	110,497	116,146			110,497	116,146	524,549	400,199	61,042	24,714	66,402	67,846			4,179,218	4,094,394	1,932,412	2,139,749
15	Philadelphia Insurance	1,790	20,582			1,790	20,582	37,275	46,670	2,995	1,350	3,924	5,409			3,025,190	3,352,048	336,616	288,010
16	MetLife *					0	0					1,171,604	1,051,669						
17	Jordan International Ins. (Newton)	711,206	679,805	86,307	112,025	797,513	791,830	1,350,417	923,950	128,477	53,096	111,891	48,843						
18	Euro Arab Insurance Group	269,959	351,829	331,353	973,429	601,312	1,325,258	630,217	740,341	322,602	257,067	61,949	86,178			4,386,273	3,785,995	2,027,654	1,923,691
19	Islamic Insurance	341,021	416,173			341,021	416,173	956,352	1,055,667			569,999	532,099			3,367,006	3,326,580	901,588	1,033,125
20	Arab Assurers	38,301	54,953			38,301	54,953	277,765	316,375	40,269	42,711	38,449	48,642	6,801	16,475	4,157,707	5,318,690	1,179,414	2,669,366
21	Arab Jordanian Ins. Group	169,437	175,854			169,437	175,854	1,080,003	545,541			332,816	93,293			4,121,143	3,336,323	1,644,324	1,075,862
22	Arab Orient Insurance gig	720,124	496,660	10,354	42,817	730,478	539,477	2,215,669	2,420,583	464,317	255,409	2,767,441	2,646,155			4,754,033	5,038,050	5,704,409	6,496,830
23	MEDGULF Insurance	226,306	272,743			226,306	272,743	765,999	1,123,986	65,423	116,975	18,782	16,579			3,714,122	3,198,295	1,879,682	2,091,991
24	SOLIDARITY-First Insurance	562,821	722,477	468,081	158,117	1,030,902	880,594	2,628,683	2,830,582	277,893	573,128	295,347	593,260			4,959,278	3,462,301	2,096,098	2,201,829
	Total	7,988,603	9,230,696	1,414,005	1,439,822	9,402,608	10,670,518	32,273,211	32,657,154	3,270,447	3,154,039	6,177,850	6,157,616	430,286	432,584	79,684,881	77,569,815	35,113,340	39,896,952

The figures above represent the operations of (24) insurance companies.

Table (3)
Underwritten Premiums
Companies Share of All Classes
For the first half of 2019 compared with the first half of 2018 (JD)

Tbl. 2-2

NO.	Companies	Total Motor		Medical	Non Life Ins. (General Insurances)		Life		Gross Underwritten Premiums		Markets Share %		Abroad Gross Underwritten Premiums		
		Compulsory+Comprehensive			2019	2018	2019	2018	2019	2018	2019	2018	2019	2018	2019
		2019	2018												
1	Jordan Insurance	7,313,567	7,758,787	5,356,777	5,578,023	20,678,814	22,813,433	10,136,059	9,827,909	30,814,873	32,641,342	9.63	9.97	5,031,445	7,383,547
2	Middle East Insurance	6,098,719	6,134,790	3,895,339	3,516,556	18,581,447	18,572,984	2,889,936	2,898,310	21,471,383	21,471,294	6.71	6.56		
3	National Insurance	5,018,983	5,957,099	2,436,927	4,081,038	8,845,719	11,786,979	275,861	372,568	9,121,580	12,159,547	2.85	3.72		
4	United Insurance	5,109,349	5,326,666	7,275,843	4,169,926	14,549,819	11,227,231	289,286	208,806	14,839,105	11,436,037	4.64	3.49		
5	Al Manara Insurance	3,732,609	3,674,328	423,574	452,539	5,278,513	5,247,914			5,278,513	5,247,914	1.65	1.60		
6	Arabia Insurance-Jordan	5,714,440	6,073,621	2,003,577	2,548,809	8,970,843	10,420,212	1,425,505	920,111	10,396,348	11,340,323	3.25	3.46		
7	Jerusalem Insurance	5,904,647	5,574,016	2,265,186	2,558,736	9,658,173	9,569,478	524,980	123,744	10,183,153	9,693,222	3.18	2.96		
8	Al-Nisr Al-Arabi Insurance			7,731,463	14,083,154	9,698,869	15,907,297	10,303,001	9,688,038	20,001,870	25,595,335	6.25	7.82		
9	Jordan French Insurance	4,727,584	5,715,348	6,086,446	4,834,473	13,054,252	12,564,140	835,443	961,946	13,889,695	13,526,086	4.34	4.13		
10	Arab Union International Ins.	3,738,867	3,841,858	201,056	372,650	4,060,349	4,302,448			4,060,349	4,302,448	1.27	1.31		
11	Delta Insurance	5,019,560	4,278,828	1,160,220	816,419	7,880,758	6,289,302	433,724	288,568	8,314,482	6,577,870	2.60	2.01		
12	Al SAFWA INSURANCE	3,168,127	2,890,387	87,916	397,479	3,331,662	3,346,382			3,331,662	3,346,382	1.04	1.02		
13	Holy Land Insurance	4,885,602	5,407,910			4,998,653	5,539,149			4,998,653	5,539,149	1.56	1.69		
14	Arab Life & Accidents Ins.	6,111,630	6,234,143	803,090	913,542	7,677,210	7,756,590	618,577	640,213	8,295,787	8,396,803	2.59	2.57		
15	Philadelphia Insurance	3,361,806	3,640,058	316,545	446,296	3,724,335	4,160,365			3,724,335	4,160,365	1.16	1.27		
16	MetLife *			2,409,165	2,414,574	3,580,769	3,466,243	9,635,559	13,056,050	13,216,328	16,522,293	4.13	5.05		
17	Jordan International Ins. (Newton)			5,812,569	5,112,649	8,200,867	6,930,368	424,951	544,713	8,625,818	7,475,081	2.69	2.28		
18	Euro Arab Insurance Group	6,413,927	5,709,686	7,153,853	6,508,709	15,183,860	14,627,239	1,057,833	1,026,678	16,241,693	15,653,917	5.07	4.78		
19	Islamic Insurance	4,268,594	4,359,705	3,536,892	3,453,847	9,672,858	9,817,491	5,109,149	5,153,695	14,782,007	14,971,186	4.62	4.57		
20	Arab Assurers	5,337,121	7,988,056	512,099	1,007,721	6,250,805	9,474,933			6,250,805	9,474,933	1.95	2.89		
21	Arab Jordanian Ins. Group	5,765,467	4,412,185	2,960,084	3,231,526	10,307,807	8,458,399	61,058	64,685	10,368,865	8,523,084	3.24	2.60		
22	Arab Orient Insurance gig	10,458,442	11,534,880	32,944,321	33,877,004	49,580,668	51,273,508			49,580,668	51,273,508	15.49	15.67		
23	MEDGULF Insurance	5,593,804	5,290,286	3,054,793	2,291,115	9,725,107	9,111,684			9,725,107	9,111,684	3.04	2.78		
24	SOLIDARITY-First Insurance	7,055,376	5,664,130	9,822,502	7,260,743	21,110,703	17,802,437	1,514,566	1,052,373	22,625,269	18,854,810	7.07	5.76		
	Total	114,798,221	117,466,767	108,250,237	109,927,528	274,602,860	280,466,206	45,535,488	46,828,407	320,138,348	327,294,613	100	100	5,031,445	7,383,547

The figures above represent the operations of (24) insurance companies.

Table (4)
Motor Underwritten Premiums As in 30/6/2019 Compared with 30/6/2018 *

No.	Companies	Compulsory T.P.L /Jordanian Vehicles		Compulsory T.P.L from Comprehensive		Total Jordanian Vehicles		Compulsory T.P.L Foreign Vehicles		Total Compulsory/T.P.L		Comprehensive (Own Damages)		Total Motors	
		30/6/2019	30/6/2018	30/6/2019	30/6/2018	30/6/2019	30/6/2018	30/6/2019	30/6/2018	30/6/2019	30/6/2018	30/6/2019	30/6/2018	30/6/2019	30/6/2018
1	Jordan Insurance	2,639,936	2,443,260	776,278	869,261	3,416,214	3,312,521	261,939	280,083	3,678,153	3,592,604	3,635,414	4,166,183	7,313,567	7,758,787
2	Middle East Insurance	2,701,691	2,496,910	662,881	709,763	3,364,572	3,206,673	287,380	283,367	3,651,952	3,490,040	2,446,768	2,644,750	6,098,720	6,134,790
3	National Insurance	2,748,146	2,418,561	703,813	1,142,508	3,451,959	3,561,069	246,527	217,142	3,698,486	3,778,211	1,320,497	2,178,888	5,018,983	5,957,099
4	United Insurance	2,757,413	2,513,824	508,835	592,576	3,266,248	3,106,400	514,944	554,148	3,781,192	3,660,548	1,328,157	1,666,118	5,109,349	5,326,666
5	Al Manara Insurance	2,552,668	2,387,049	386,745	383,338	2,939,413	2,770,387	250,277	260,520	3,189,690	3,030,907	542,919	643,421	3,732,609	3,674,328
6	Arabia Insurance- Jordan	2,784,185	2,638,935	626,675	708,615	3,410,860	3,347,550	556,682	569,218	3,967,542	3,916,768	1,746,898	2,156,853	5,714,440	6,073,621
7	Jerusalem Insurance	2,743,250	2,505,671	857,875	850,371	3,601,125	3,356,042	254,251	272,800	3,855,376	3,628,842	2,049,271	1,945,174	5,904,647	5,574,016
8	Al-Nisr Al-Arabi Insurance														
9	Jordan French Insurance	2,100,842	2,180,433	769,437	1,180,013	2,870,279	3,360,446	254,324	273,998	3,124,603	3,634,444	1,602,980	2,080,904	4,727,583	5,715,348
10	Arab Union International Ins.	2,738,095	2,501,080	303,807	679,190	3,041,902	3,180,270	280,733	292,578	3,322,635	3,472,848	416,232	369,010	3,738,867	3,841,858
11	Delta Insurance	2,602,522	2,542,943	491,667	289,876	3,094,189	2,832,819	481,103	560,915	3,575,292	3,393,734	1,444,268	885,094	5,019,560	4,278,828
12	Al SAFWA INSURANCE	1,990,317	1,101,211	635,138	905,053	2,625,455	2,006,264	177,926	121,883	2,803,381	2,128,147	364,746	762,240	3,168,127	2,890,387
13	Holy Land Insurance	2,019,043	2,370,822	2,185,396	2,294,872	4,204,439	4,665,694	168,170	264,352	4,372,609	4,930,046	512,993	477,864	4,885,602	5,407,910
14	Arab Life & Accidents Ins.	2,787,962	2,538,875	901,328	1,033,043	3,689,290	3,571,918	489,928	522,476	4,179,218	4,094,394	1,932,412	2,139,749	6,111,630	6,234,143
15	Philadelphia Insurance	2,439,616	2,586,366	118,872	180,731	2,558,488	2,767,097	466,702	584,951	3,025,190	3,352,048	336,616	288,010	3,361,806	3,640,058
16	Jordan International Ins. (Newton)														
17	Euro Arab Insurance Group	2,831,190	2,526,392	1,007,778	690,843	3,838,968	3,217,235	547,305	568,760	4,386,273	3,785,995	2,027,654	1,923,691	6,413,927	5,709,686
18	Islamic Insurance	2,578,450	2,524,360	506,928	513,646	3,085,378	3,038,006	281,628	288,574	3,367,006	3,326,580	901,588	1,033,125	4,268,594	4,359,705
19	Arab Assurers	2,777,986	2,547,281	1,151,541	2,520,973	3,929,527	5,068,254	228,180	250,436	4,157,707	5,318,690	1,179,414	2,669,366	5,337,121	7,988,056
20	Arab Jordanian Ins. Group	2,701,969	2,448,548	1,155,984	652,843	3,857,953	3,101,391	263,190	234,932	4,121,143	3,336,323	1,644,325	1,075,862	5,765,468	4,412,185
21	Arab Orient Insurance gig	2,885,817	2,614,488	1,343,586	1,890,838	4,229,403	4,505,326	524,630	532,724	4,754,033	5,038,050	5,704,408	6,496,830	10,458,441	11,534,880
22	MEDGULF Insurance	2,724,381	2,390,086	711,353	530,337	3,435,734	2,920,423	278,388	277,872	3,714,122	3,198,295	1,879,682	2,091,991	5,593,804	5,290,286
23	SOLIDARITY-First Insurance	2,486,074	2,336,195	2,054,499	600,947	4,540,573	2,937,142	418,705	525,159	4,959,278	3,462,301	2,096,098	2,201,829	7,055,376	5,664,130
	Total	54,591,553	50,613,290	17,860,416	19,219,637	72,451,969	69,832,927	7,232,912	7,736,888	79,684,881	77,569,815	35,113,340	39,896,952	114,798,221	117,466,767

* Source :Financial Reports of (23) insurance companies.

** The T.P.L Jordanian Vehicles Include T.P.L Policies issued by the unified Bureau and T.P.L Tenders Premiums and orange card policies.

Insurance companies asked voluntary to revoke their Motor Insurance license:

1- AL-Nisr Al-Arabi Insurance Co. since 1/1/2012.

2- Jordan International Insurance Co.(Newton) since 14/3/2012.

*** Jordan Emirates Insurance Company name was changed to Al-Safwa Insurance Since 17/5/2018.

Table (5)

Companies Classification & Share of Gross Written Premiums (Inside Jordan) As in 30/6/2019 JD
(Allocated according to non life insurance, Life and medical insurances and total Written Premiums)

Tbl. 1-4

Classification of companies according to(Non Life Insurances Premiums)					Classification of companies according to (Life Premiums)					Classification of companies according to (Gross Premiums)							
No.	Companies	30/6/2019		30/6/2018		No.	Companies	30/6/2019		30/6/2018		No.	Companies	30/6/2019		30/6/2018	
		Non Life Insurance	Companies Share%	Companies Share%	Ranking			Life & Medical Insurance	Companies Share%	Companies Share%	Ranking			Gross Premiums	Companies Share%	Companies Share%	Ranking
1	Arab Orient Insurance (gig)	49,580,668	18.06	18.28	1	1	Al-Nisr Al-Arabi Insurance	10,303,001	22.63	20.69	3	1	Arab Orient Insurance (gig)	49,580,668	15.49	15.67	1
2	SOLIDARITY-First Insurance	21,110,703	7.69	6.35	4	2	Jordan Insurance	10,136,059	22.26	20.99	2	2	Jordan Insurance	30,814,873	9.63	9.97	2
3	Jordan Insurance	20,678,814	7.53	8.13	2	3	MetLife	9,635,559	21.16	27.88	1	3	SOLIDARITY-First Insurance	22,625,268	7.07	5.76	5
4	Middle East Insurance	18,581,447	6.77	6.62	3	4	Islamic Insurance	5,109,149	11.22	11.01	4	4	Middle East Insurance	21,471,383	6.71	6.56	4
5	Euro Arab Insurance Group	15,183,860	5.53	5.22	6	5	Middle East Insurance	2,889,936	6.35	6.19	5	5	Al-Nisr Al-Arabi Insurance	20,001,870	6.25	7.82	3
6	United Insurance	14,549,819	5.30	3.71	9	6	SOLIDARITY-First Insurance	1,514,565	3.33	2.25	6	6	Euro Arab Insurance Group	16,241,693	5.07	4.78	7
7	Jordan French Insurance	13,054,252	4.75	4.48	7	7	Arabia Insurance-Jordan	1,425,505	3.13	1.96	9	7	United Insurance	14,839,105	4.64	3.49	11
8	Arab Jordanian Ins. Group	10,307,807	3.54	3.02	15	8	Euro Arab Insurance Group	1,057,833	2.32	2.19	7	8	Islamic Insurance	14,782,007	4.62	4.57	8
9	MEDGULF Insurance	9,725,107	3.53	3.25	14	9	Jordan French Insurance	835,443	1.83	2.05	8	9	Jordan French Insurance	13,889,695	4.34	4.13	9
10	Al-Nisr Al-Arabi Insurance	9,698,869	3.53	5.67	5	10	Arab Life & Accidents Ins.	618,577	1.36	1.37	10	10	MetLife	13,216,328	4.13	5.05	6
11	Islamic Insurance	9,672,858	3.52	3.50	11	11	Jerusalem Insurance	524,980	1.15	0.26	15	11	Arabia Insurance-Jordan	10,396,348	3.25	3.46	12
12	Jerusalem Insurance	9,658,173	3.52	3.41	12	12	Delta Insurance	433,724	0.95	0.62	13	12	Arab Jordanian Ins. Group	10,368,865	3.24	2.60	16
13	Arabia Insurance-Jordan	8,970,843	3.27	3.71	10	13	Jordan International Ins. (Newton)	424,951	0.93	1.16	11	13	Jerusalem Insurance	10,183,153	3.18	2.96	13
14	National Insurance	8,845,719	3.22	4.00	8	14	United Insurance	289,286	0.64	0.44	14	14	MEDGULF Insurance	9,725,107	3.04	2.78	15
15	Jordan International Ins. (Newton)	8,200,867	2.99	2.47	17	15	National Insurance	275,861	0.61	0.80	12	15	National Insurance	9,121,580	2.85	3.72	10
16	Delta Insurance	7,880,758	2.87	2.24	18	16	Arab Jordanian Ins. Group	61,058	0.13	0.14	16	16	Jordan International Ins. (Newton)	8,625,818	2.69	2.28	18
17	Arab Life & Accidents Ins.	7,677,210	2.80	2.77	16	17	Arab Assurers					17	Delta Insurance	8,314,482	2.60	2.01	19
18	Arab Assurers	6,250,805	2.28	3.38	13	18	Al Manara Insurance					18	Arab Life & Accidents Ins.	8,295,787	2.59	2.57	17
19	Al Manara Insurance	5,278,513	1.82	1.53	20	19	Arab Union International Ins.					19	Arab Assurers	6,250,805	1.95	2.89	14
20	Holy Land Insurance	4,998,653	1.48	1.87	19	20	AI SAFWA INSURANCE					20	Al Manara Insurance	5,278,513	1.65	1.60	21
21	Arab Union International Ins.	4,060,349	1.48	1.53	21	21	* Holy Land Insurance					21	Holy Land Insurance	4,998,653	1.56	1.69	20
22	Philadelphia Insurance	3,724,335	1.36	1.48	22	22	Philadelphia Insurance					22	Arab Union International Ins.	4,060,349	1.27	1.31	22
23	MetLife*	3,580,769	1.30	1.24	23	23	Arab Orient Insurance (gig)					23	Philadelphia Insurance	3,724,335	1.16	1.27	23
24	AI SAFWA INSURANCE	3,331,662	1.21	1.19	24	24	MEDGULF Insurance					24	AI SAFWA INSURANCE	3,331,662	1.04	1.02	24
	Total	274,602,860	100				Total	45,535,487	100				Total	320,138,347	100		

The company figures represents personal accidents branch business.

* The Companies under No.17-24 don't practice life insurance.

Table (5)
Companies Classification & Share of Gross Written Premiums (Inside Jordan) As in 30/6/2019 JD
(According to Insurance Branches)

Tbl. 2-4

Marine & Transport & Aviation						Fire & Other Property Damages					
No.	Companies	30/6/2019		30/6/2018		No.	Companies	30/6/2019		30/6/2018	
		Written Premiums	Companies Share%	Companies Share%	Ranking			Written Premiums	Companies Share%	Companies Share%	Ranking
1	Middle East Insurance	2,252,023	23.95	24.36	1	1	Jordan Insurance	7,086,464	21.96	24.69	1
2	SOLIDARITY-First Insurance	1,030,902	10.96	8.25	4	2	Middle East Insurance	5,789,051	17.94	17.65	2
3	Jordan French Insurance	876,682	9.32	6.07	6	3	SOLIDARITY-First Insurance	2,628,683	8.15	8.67	3
4	Jordan International Ins.	797,513	8.48	7.42	5	4	Arab Orient Insurance (gig)	2,215,669	6.87	7.41	4
5	Arab Orient Insurance (gig)	730,478	7.77	5.06	7	5	United Insurance	1,700,966	5.27	4.14	6
6	Jordan Insurance	641,979	6.83	10.63	3	6	Al-Nisr Al-Arabi Insurance	1,435,002	4.45	3.81	7
7	Euro Arab Insurance Group	601,312	6.40	12.42	2	7	Jordan International Ins. (Newton)	1,350,417	4.18	2.83	11
8	Jerusalem Insurance	428,034	4.55	3.90	9	8	Delta Insurance	1,165,763	3.61	2.37	14
9	Islamic Insurance	341,021	3.63	3.90	8	9	Arab Jordanian Ins. Group	1,080,003	3.35	1.67	17
10	National Insurance	313,577	3.34	2.30	12	10	National Insurance	1,040,425	3.22	4.17	5
11	Delta Insurance	291,863	3.10	1.84	15	11	Islamic Insurance	956,352	2.96	3.23	9
12	MEDGULF Insurance	226,306	2.41	2.56	11	12	Jordan French Insurance	940,508	2.91	2.78	12
13	United Insurance	170,245	1.81	1.95	13	13	Al Manara Insurance	833,798	2.58	2.28	15
14	Arabia Insurance-Jordan	169,745	1.81	3.34	10	14	Jerusalem Insurance	829,136	2.57	2.60	13
15	Arab Jordanian Ins. Group	169,437	1.80	1.65	16	15	Arabia Insurance-Jordan	794,150	2.46	3.10	10
16	Al-Nisr Al-Arabi Insurance	161,980	1.72	1.93	14	16	MEDGULF Insurance	765,999	2.37	3.44	8
17	Arab Life & Accidents Ins.	110,497	1.18	1.09	17	17	Euro Arab Insurance Group	630,217	1.95	2.27	16
18	Arab Assurers	38,301	0.41	0.51	18	18	Arab Life & Accidents Ins.	524,549	1.63	1.23	18
19	Al Manara Insurance	31,788	0.34	0.48	19	19	Arab Assurers	277,765	0.86	0.97	19
20	Arab Union International Ins.	9,742	0.10	0.07	21	20	Holy Land Insurance	98,572	0.31	0.36	20
21	Al SAFWA INSURANCE	4,735	0.05	0.06	22	21	Al SAFWA INSURANCE	58,131	0.18	0.09	23
22	Holy Land Insurance	2,658	0.03	0.03	23	22	Philadelphia Insurance	37,275	0.12	0.14	21
23	Philadelphia Insurance	1,790	0.02	0.19	20	23	Arab Union International Ins.	34,316	0.11	0.09	22
24	MetLife*					24	MetLife*				
Total		9,402,608	100	100		Total		32,273,211	100	100	

* The Company doesn't Practice Marine Insurance and Fire Insurance.

Table (5)
Companies Classification & Share of Gross Written Premiums (Inside Jordan) As in 30/6/2019 JD
(According to Insurance Branches)

Tbl.3-4

General Accident						Motor(Compulsory(Third Party Liability Insurance)&Comprehensive(Own Damages))					
No.	Companies	30/6/2019		30/6/2018		No.	Companies	30/6/2019		30/6/2018	
		Written Premiums	Companies Share%	Companies Share%	Ranking			Written Premiums	Companies Share%	Companies Share%	Ranking
1	Arab Orient Insurance (gig)	3,231,758	34.20	31.16	1	1	Arab Orient Insurance (gig)	10,458,442	9.11	9.82	1
2	MetLife	1,171,604	12.40	11.29	3	2	Jordan Insurance	7,313,567	6.37	6.61	3
3	SOLIDARITY-First Insurance	573,240	6.07	12.53	2	3	SOLIDARITY-First Insurance	7,055,376	6.15	4.82	10
4	Islamic Insurance	569,999	6.03	5.71	5	4	Euro Arab Insurance Group	6,413,927	5.59	4.86	9
5	Middle East Insurance	546,315	5.78	5.98	4	5	Arab Life & Accidents Ins.	6,111,630	5.32	5.31	4
6	Euro Arab Insurance Group	384,551	4.07	3.69	7	6	Middle East Insurance	6,098,719	5.31	5.22	5
7	Al-Nisr Al-Arabi Insurance	370,424	3.92	4.01	6	7	Jerusalem Insurance	5,904,647	5.14	4.75	11
8	Arab Jordanian Ins. Group	332,816	3.52	1.00	18	8	Arab Jordanian Ins. Group	5,765,467	5.02	3.76	15
9	United Insurance	293,416	3.11	1.84	14	9	Arabia Insurance-Jordan	5,714,440	4.98	5.17	6
10	Jordan Insurance	280,027	2.96	2.98	10	10	MEDGULF Insurance	5,593,804	4.87	4.50	14
11	Al Manara Insurance	256,744	2.72	3.50	8	11	Arab Assurers	5,337,121	4.65	6.80	2
12	Jordan International Ins. (Newton)	240,368	2.54	1.09	17	12	United Insurance	5,109,349	4.45	4.53	13
13	Jerusalem Insurance	231,171	2.45	1.86	13	13	Delta Insurance	5,019,560	4.37	3.64	17
14	Delta Insurance	200,254	2.12	2.04	12	14	National Insurance	5,018,983	4.37	5.07	7
15	Jordan French Insurance	178,137	1.89	2.06	11	15	Holy Land Insurance	4,885,602	4.26	4.60	12
16	Arabia Insurance-Jordan	153,439	1.62	3.36	9	16	Jordan French Insurance	4,727,584	4.12	4.87	8
17	Arab Life & Accidents Ins.	127,444	1.35	0.99	19	17	Islamic Insurance	4,268,594	3.72	3.71	16
18	MEDGULF Insurance	84,205	0.89	1.43	16	18	Arab Union International Ins.	3,738,867	3.26	3.27	18
19	Arab Assurers	78,718	0.83	0.98	20	19	Al Manara Insurance	3,732,609	3.25	3.13	19
20	Arab Union International Ins.	76,368	0.81	0.53	21	20	Philadelphia Insurance	3,361,806	2.93	3.10	20
21	National Insurance	35,807	0.38	1.51	15	21	AI SAFWA INSURANCE	3,168,127	2.76	2.46	21
22	AI SAFWA INSURANCE	12,753	0.13	0.24	22	22	Jordan International Ins. (Newton)*				
23	Holy Land Insurance	11,821	0.13	0.13	23	23	Al-Nisr Al-Arabi Insurance*				
24	Philadelphia Insurance	6,919	0.07	0.07	24	24	MetLife**				
Total		9,448,298	100	100		Total		114,798,221	100	100	

* The companies under No. 22 and 23 revoked voluntary their Motor Insurance license.

** The company under No. 24 doesn't practice motor insurance.

Table (5)

Companies Classification & Share of Gross Written Premiums (Inside Jordan) As in 30/6/2019 JD

(According to Insurance Branches)

Tbl. 4-4

Life						Medical					
No.	Companies	2019/6/30		2018/6/30		No.	Companies	2019/6/30		2018/6/30	
		Written Premiums	Companies Share%	Companies Share%	Ranking			Written Premiums	Companies Share%	Companies Share%	Ranking
1	Al-Nisr Al-Arabi Insurance	10,303,001	22.63	20.69	3	1	Arab Orient Insurance (gig)	32,944,321	30.43	30.82	1
2	Jordan Insurance	10,136,059	22.26	20.99	2	2	SOLIDARITY-First Insurance	9,822,502	9.07	6.61	3
3	MetLife	9,635,559	21.16	27.88	1	3	Al-Nisr Al-Arabi Insurance	7,731,463	7.14	12.81	2
4	Islamic Insurance	5,109,149	11.22	11.01	4	4	United Insurance	7,275,843	6.72	3.79	8
5	Middle East Insurance	2,889,936	6.35	6.19	5	5	Euro Arab Insurance Group	7,153,853	6.61	5.92	4
6	SOLIDARITY-First Insurance	1,514,565	3.33	2.25	6	6	Jordan French Insurance	6,086,446	5.62	4.40	7
7	Arabia Insurance-Jordan	1,425,505	3.13	1.96	9	7	Jordan International Ins. (Newton)	5,812,569	5.37	4.65	6
8	Euro Arab Insurance Group	1,057,833	2.32	2.19	7	8	Jordan Insurance	5,356,777	4.95	5.07	5
9	Jordan French Insurance	835,443	1.83	2.05	8	9	Middle East Insurance	3,895,339	3.60	3.20	10
10	Arab Life & Accidents Ins.	618,577	1.36	1.37	10	10	Islamic Insurance	3,536,892	3.27	3.14	11
11	Jerusalem Insurance	524,980	1.15	0.26	15	11	MEDGULF Insurance	3,054,793	2.82	2.08	16
12	Delta Insurance	433,724	0.95	0.62	13	12	Arab Jordanian Ins. Group	2,960,084	2.73	2.94	12
13	Jordan International Ins. (Newton)	424,951	0.93	1.16	11	13	National Insurance	2,436,927	2.25	3.71	9
14	United Insurance	289,286	0.64	0.44	14	14	MetLife	2,409,165	2.23	2.20	15
15	National Insurance	275,861	0.61	0.80	12	15	Jerusalem Insurance	2,265,186	2.09	2.33	13
16	Arab Jordanian Ins. Group	61,058	0.13	0.14	16	16	Arabia Insurance-Jordan	2,003,577	1.85	2.31	14
17	Arab Assurers					17	Delta Insurance	1,160,220	1.07	0.74	19
18	Al Manara Insurance					18	Arab Life & Accidents Ins.	803,090	0.74	0.83	18
19	Arab Union International Ins.					19	Arab Assurers	512,099	0.47	0.92	17
20	Al SAFWA INSURANCE					20	Al Manara Insurance	423,574	0.39	0.41	20
21	Holy Land Insurance					21	Philadelphia Insurance	316,545	0.29	0.41	21
22	Philadelphia Insurance					22	Arab Union International Ins.	201,056	0.19	0.34	23
23	Arab Orient Insurance (gig)					23	Al SAFWA INSURANCE	87,916	0.08	0.36	22
24	MEDGULF Insurance					24	Holy Land Insurance				
Total		45,535,487	100	100		Total		108,250,237	100	100	

The Companies under No.17-24 don't practice life insurance.

The company under No. 24 doesn't practice medical insurance.

Companies Share % in Paid Claims For the First Half of 2019

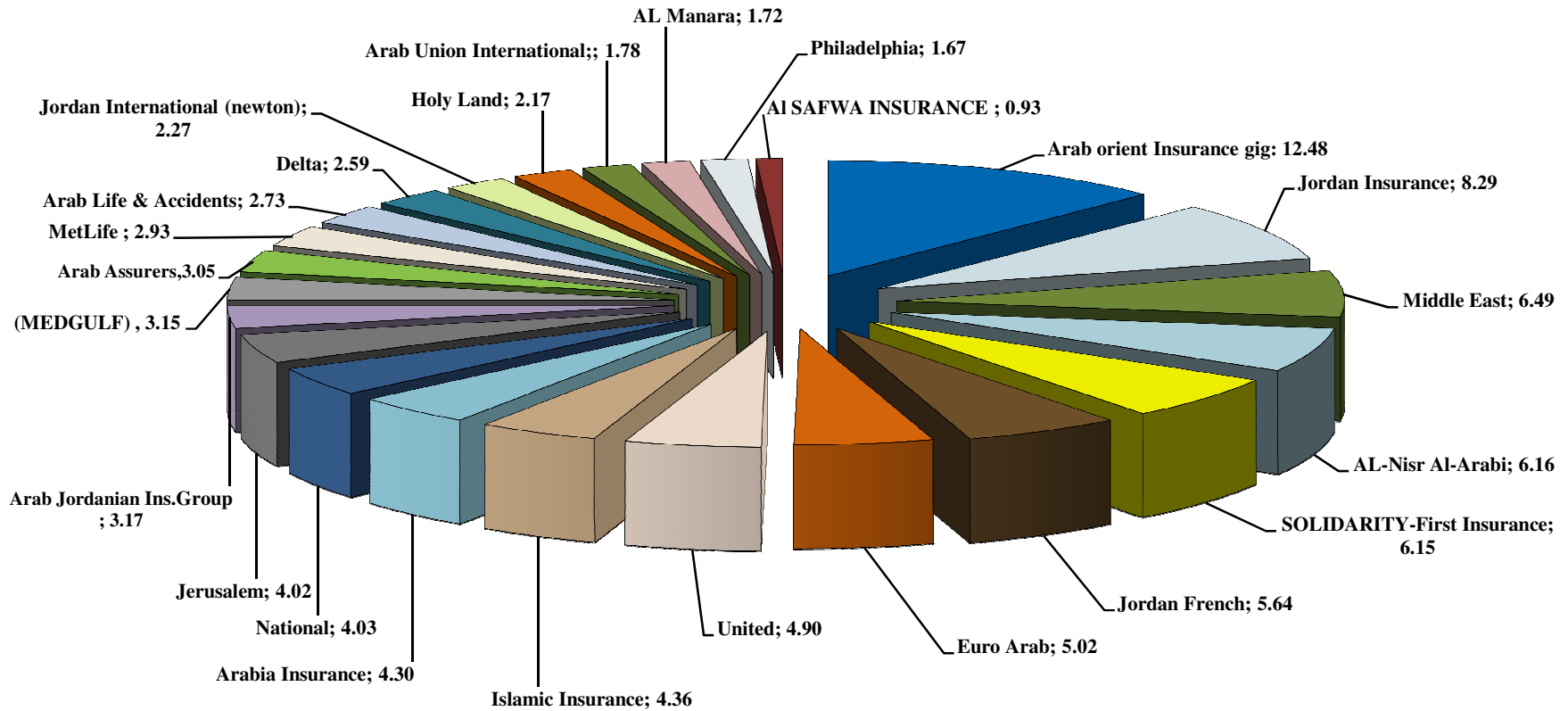


Table (6)
Paid Claims
Companies Share of All Classes
For the first half of 2019 compared with the first half of 2018 (JD)

Tbl. 1-2

NO.	Companies	Marine		Aviation		Marine + Aviation		Fire & Other Property Damages		Liability		Other Branches		Credit		Motor			
																Compulsory (Third Party Liability Insurance)		Comprehensive (Own Damages)	
		2019	2018	2019	2018	2019	2018	2019	2018	2019	2018	2019	2018	2019	2018	2019	2018	2019	2018
1	Jordan Insurance	169,486	98,757			169,486	98,757	863,286	1,237,066	20,491	3,288	0	3,059			4,524,480	5,193,541	2,659,416	4,093,324
2	Middle East Insurance	1,840,660	292,928			1,840,660	292,928	1,827,568	401,281	9,540	4,980	21,364	67,066			4,434,817	4,584,629	3,029,103	2,511,382
3	National Insurance	137,450	33,412			137,450	33,412	417,689	142,910	27,969						4,286,643	4,229,930	2,290,858	2,153,038
4	United Insurance	21,646	24,475			21,646	24,475	797,071	675,398	1,357	1,132	8,802	4,316			4,055,956	4,171,861	1,337,165	1,767,019
5	Al Manara Insurance	8,097	17,953			8,097	17,953	394,307	91,358		1,520	183	1,948			2,519,591	2,614,843	793,960	1,017,564
6	Arabia Insurance-Jordan	185,772	9,091			185,772	9,091	151,646	1,176,448			25,123	7,300	353,592	240,400	4,645,710	4,398,168	2,030,220	2,085,633
7	Jerusalem Insurance	975,569	91,788	0	0	975,569	91,788	450,597	159,196	14,889	4,213	21,752	4,242	0	0	5,009,655	5,561,342	1,499,790	1,619,103
8	Al-Nisr Al-Arabi Insurance	809,230	14,042	0	0	809,230	14,042	571,858	139,414	4,022	87,567	27,779	41,093	0	0	41,490	30,661	946	7,644
9	Jordan French Insurance	13,752	47,717	0	0	13,752	47,717	483,945	384,764	263	0	52,704	13,048	213,123	359,672	5,095,882	4,911,773	1,394,481	1,501,020
10	Arab Union International Ins.	7,483	817			7,483	817	14,500	2,535			2,899				3,674,690	3,021,028	431,537	582,444
11	Delta Insurance	38,773	74,298			38,773	74,298	163,472	126,702	11,339	168,552	3,391	9,060	350,476	539,989	3,906,233	4,001,767	843,091	517,779
12	Al SAFWA INSURANCE					0	0	5,817	67,539			1,576	152			1,567,200	1,777,319	536,403	1,275,483
13	Holy Land Insurance					0	0	73,652	52,493							4,283,501	4,026,889	907,478	992,585
14	Arab Life & Accidents Ins.	201	43,161			201	43,161	237,041	183,118	10,500	294	13,524	28,884			3,739,816	4,283,532	1,571,379	1,572,509
15	Philadelphia Insurance					0	0	74,434	22,221							2,938,834	2,723,677	737,043	331,115
16	MetLife					0	0					18,656	82,039						
17	Jordan International Ins. (Newton)	194,286	634,923	750		195,036	634,923	181,364	231,651	28,208	1,000	469	12,278			157,867	45,129	25,648	19,705
18	Euro Arab Insurance Group	140,221	36,434			140,221	36,434	271,990	63,787	1,133	22,012	252,519	31,495			4,281,649	4,024,952	1,694,604	2,266,138
19	Islamic Insurance	56,155	9,756			56,155	9,756	678,372	151,622			53,008	75,986			4,570,828	3,819,347	871,884	947,992
20	Arab Assurers	14,667	27,582			14,667	27,582	139,514	24,264		220	2,200	473	64,370	29,085	4,397,397	4,019,305	1,834,939	1,251,856
21	Arab Jordanian Ins. Group	32,746	57,708			32,746	57,708	125,115	345,338			34,509	10,726			4,011,917	3,661,538	1,203,477	779,551
22	Arab Orient Insurance g/g	7,193	232,535			7,193	232,535	578,787	1,873,502	15,633	78,518	1,240,739	714,597			5,486,541	5,767,196	3,120,207	5,001,610
23	MEDGULF Insurance	28,892	8,635			28,892	8,635	55,063	453,344	4,020	12,747	10,552	2,387	0	0	3,437,468	3,720,996	1,187,196	1,465,147
24	SOLIDARITY-First Insurance	39,030	26,679			39,030	26,679	702,368	638,552	12,096	25,903	43,602	108,331			4,262,610	3,962,871	1,877,425	1,225,478
	Total	4,721,309	1,782,691	750	0	4,722,059	1,782,691	9,259,456	8,644,503	161,460	411,946	1,835,351	1,218,480	981,561	1,169,146	85,330,775	84,552,294	31,878,250	34,985,119

* The figures above represent the operations of (24) insurance companies.

Table (6)
Paid Claims
Companies Share of All Classes
For the first half of 2019 compared with the first half of 2018 (JD)

Tbl. 2-2

NO.	Companies	Total Motor *										Markets Share %		Abroad Gross Paid Claims	
		Compulsory+Comprehensive		Medical		Non Life Ins. (General Insurances)		Life		Gross Paid Claims					
		2019	2018	2019	2018	2019	2018	2019	2018	2019	2018	2019	2018	2019	2018
1	Jordan Insurance	7,183,896	9,286,865	3,652,440	4,130,066	11,889,599	14,759,101	8,211,280	8,989,856	20,100,879	23,748,957	8.29	10.00	5,226,084	5,467,346
2	Middle East Insurance	7,463,920	7,096,011	2,465,912	2,658,206	13,628,964	10,520,472	2,122,674	1,427,271	15,751,638	11,947,743	6.49	5.03		
3	National Insurance	6,577,501	6,382,968	2,559,952	2,839,471	9,720,561	9,398,761	51,188	186,646	9,771,749	9,585,407	4.03	4.04		
4	United Insurance	5,393,121	5,938,880	5,424,686	3,144,449	11,646,683	9,788,650	234,470	155,943	11,881,153	9,944,593	4.90	4.19		
5	Al Manara Insurance	3,313,551	3,632,407	460,716	572,453	4,176,854	4,317,639			4,176,854	4,317,639	1.72	1.82		
6	Arabia Insurance-Jordan	6,675,930	6,483,801	1,928,030	1,854,386	9,320,093	9,771,426	1,101,374	344,815	10,421,467	10,116,241	4.30	4.26		
7	Jerusalem Insurance	6,509,446	7,180,445	1,414,924	1,349,624	9,387,176	8,789,508	368,947	7,464	9,756,124	8,796,973	4.02	3.70		
8	Al-Nisr Al-Arabi Insurance	42,436	38,305	9,392,477	6,844,183	10,847,802	7,164,604	4,097,031	3,339,349	14,944,833	10,503,953	6.16	4.42		
9	Jordan French Insurance	6,490,363	6,412,793	5,745,725	4,688,014	12,999,875	11,906,008	677,073	547,306	13,676,948	12,453,314	5.64	5.24		
10	Arab Union International Ins.	4,106,227	3,603,472	189,144	202,547	4,320,253	3,809,371			4,320,253	3,809,371	1.78	1.60		
11	Delta Insurance	4,749,324	4,519,546	958,708	858,294	6,275,483	6,296,441	19,357		6,294,840	6,296,441	2.59	2.65		
12	Al SAFWA INSURANCE	2,103,603	3,052,802	152,355	302,405	2,263,351	3,422,898			2,263,351	3,422,898	0.93	1.44		
13	Holy Land Insurance	5,190,979	5,019,474			5,264,631	5,071,967			5,264,631	5,071,967	2.17	2.14		
14	Arab Life & Accidents Ins.	5,311,195	5,856,041	694,530	778,179	6,266,991	6,889,677	365,527	233,621	6,632,518	7,123,298	2.73	3.00	32,611	16,680
15	Philadelphia Insurance	3,675,877	3,054,792	293,480	424,095	4,043,791	3,501,108			4,043,791	3,501,108	1.67	1.47		
16	MetLife			1,697,349	2,002,753	1,716,005	2,084,792	5,395,959	3,757,309	7,111,964	5,842,101	2.93	2.46		
17	Jordan International Ins. (Newton)	183,515	64,834	4,622,915	7,218,133	5,211,507	8,162,819	302,432	269,913	5,513,939	8,432,732	2.27	3.55		
18	Euro Arab Insurance Group	5,976,253	6,291,090	4,878,532	3,994,830	11,520,648	10,439,648	655,144	390,267	12,175,792	10,829,915	5.02	4.56		
19	Islamic Insurance	5,442,712	4,767,339	2,624,117	2,902,873	8,854,364	7,907,576	1,726,007	1,566,572	10,580,371	9,474,148	4.36	3.99		
20	Arab Assurers	6,232,336	5,271,161	941,646	602,860	7,394,733	5,955,645			7,394,733	5,955,645	3.05	2.51		
21	Arab Jordanian Ins. Group	5,215,394	4,441,089	2,275,476	1,313,487	7,683,240	6,168,348	4,575	28,658	7,687,815	6,197,006	3.17	2.61		
22	Arab Orient Insurance gig	8,606,748	10,768,806	19,823,966	24,027,590	30,273,066	37,695,548			30,273,066	37,695,548	12.48	15.87		
23	MEDGULF Insurance	4,624,664	5,186,143	2,907,449	3,098,995	7,630,640	8,762,251			7,630,640	8,762,251	3.15	3.69		
24	SOLIDARITY-First Insurance	6,140,035	5,188,349	7,450,741	6,058,925	14,387,872	12,046,739	528,940	1,630,726	14,916,812	13,677,465	6.15	5.76		
	Total	117,209,026	119,537,413	82,555,270	81,866,818	216,724,182	214,630,997	25,861,978	22,875,716	242,586,161	237,506,714	100	100	5,258,695	5,484,026

* The figures above represent the operations of (24) insurance companies.

Table (7)

Motor Paid Claims As in 30/6/2019 Compared with 30/6/2018 (JD)

No.	Companies	Compulsory T.P.L /Jordanian Vehicles		Compulsory T.P.L from Comprehensive		Total Jordanian Vehicles		Compulsory T.P.L Foreign Vehicles		Total Compulsory/T.P.L		Comprehensive (Own Damages)		Total Motors	
		30/6/2019	30/6/2018	30/6/2019	30/6/2018	30/6/2019	30/6/2018	30/6/2019	30/6/2018	30/6/2019	30/6/2018	30/6/2019	30/6/2018	30/6/2019	30/6/2018
1	Jordan Insurance	3,196,470	3,576,726	1,080,455	1,473,123	4,276,925	5,049,849	247,555	143,692	4,524,480	5,193,541	2,659,416	4,093,324	7,183,896	9,286,865
2	Middle East Insurance	3,311,241	3,377,689	996,794	988,902	4,308,035	4,366,591	126,782	218,038	4,434,817	4,584,629	3,029,103	2,511,382	7,463,920	7,096,011
3	National Insurance	3,365,391	3,215,152	767,708	826,985	4,133,099	4,042,137	153,544	187,793	4,286,643	4,229,930	2,290,858	2,153,038	6,577,501	6,382,968
4	United Insurance	3,093,572	3,294,518	802,406	732,037	3,895,978	4,026,555	159,978	145,306	4,055,956	4,171,861	1,337,165	1,767,019	5,393,121	5,938,880
5	Al Manara Insurance	2,085,420	2,080,129	338,351	428,102	2,423,771	2,508,231	95,820	106,612	2,519,591	2,614,843	793,960	1,017,564	3,313,551	3,632,407
6	Arabia Insurance- Jordan	3,548,820	3,347,463	949,253	848,091	4,498,073	4,195,554	147,637	202,614	4,645,710	4,398,168	2,030,220	2,085,633	6,675,930	6,483,801
7	Jerusalem Insurance	3,273,917	3,883,470	1,574,938	1,483,852	4,848,855	5,367,322	160,800	194,020	5,009,655	5,561,342	1,499,790	1,619,103	6,509,445	7,180,445
8	Al-Nisr Al-Arabi Insurance	40,078	29,412	728	1,249	40,806	30,661	684		41,490	30,661	946	7,644	42,436	38,305
9	Jordan French Insurance	4,065,481	3,992,071	846,947	694,170	4,912,428	4,686,241	183,454	225,532	5,095,882	4,911,773	1,394,481	1,501,020	6,490,363	6,412,793
10	Arab Union International Ins.	3,133,498	2,396,144	438,317	591,064	3,571,815	2,987,208	102,875	33,820	3,674,690	3,021,028	431,537	582,444	4,106,227	3,603,472
11	Delta Insurance	3,346,479	3,535,362	378,293	297,281	3,724,772	3,832,643	181,461	169,124	3,906,233	4,001,767	843,091	517,779	4,749,324	4,519,546
12	Al SAFWA INSURANCE	766,715	749,250	769,953	985,495	1,536,668	1,734,745	30,532	42,574	1,567,200	1,777,319	536,403	1,275,483	2,103,603	3,052,802
13	Holy Land Insurance	1,479,505	1,032,029	2,702,129	2,977,758	4,181,634	4,009,787	101,867	17,102	4,283,501	4,026,889	907,478	992,585	5,190,979	5,019,474
14	Arab Life & Accidents Ins.	2,694,448	3,340,666	848,979	789,917	3,543,427	4,130,583	196,389	152,949	3,739,816	4,283,532	1,571,379	1,572,509	5,311,195	5,856,041
15	Philadelphia Insurance	2,623,117	2,412,537	266,503	203,530	2,889,620	2,616,067	49,214	107,610	2,938,834	2,723,677	737,043	331,115	3,675,877	3,054,792
16	Jordan International Ins. (Newton)	157,867	45,129			157,867	45,129			157,867	45,129	25,648	19,705	183,515	64,834
17	Euro Arab Insurance Group	2,962,441	3,021,917	1,105,310	830,567	4,067,751	3,852,484	213,898	172,468	4,281,649	4,024,952	1,694,604	2,266,138	5,976,253	6,291,090
18	Islamic Insurance	3,871,806	3,135,961	496,144	412,780	4,367,950	3,548,741	202,878	270,606	4,570,828	3,819,347	871,884	947,992	5,442,712	4,767,339
19	Arab Assurers	2,268,653	2,049,317	2,128,744	1,969,988	4,397,397	4,019,305			4,397,397	4,019,305	1,834,939	1,251,856	6,232,336	5,271,161
20	Arab Jordanian Ins. Group	2,925,391	2,815,140	934,327	726,427	3,859,718	3,541,567	152,199	119,971	4,011,917	3,661,538	1,203,477	779,551	5,215,394	4,441,089
21	Arab Orient Insurance gig	3,542,635	3,540,933	1,800,313	1,993,777	5,342,948	5,534,710	143,593	232,486	5,486,541	5,767,196	3,120,207	5,001,610	8,606,748	10,768,806
22	MEDGULF Insurance	2,804,034	2,754,693	529,896	762,810	3,333,930	3,517,503	103,538	203,493	3,437,468	3,720,996	1,187,197	1,465,147	4,624,665	5,186,143
23	SOLIDARITY-First Insurance	3,260,718	3,302,025	829,789	476,537	4,090,507	3,778,562	172,103	184,309	4,262,610	3,962,871	1,877,425	1,225,478	6,140,035	5,188,349
	Total	61,817,697	60,927,733	20,586,277	20,494,442	82,403,974	81,422,175	2,926,801	3,130,119	85,330,775	84,552,294	31,878,251	34,985,119	117,209,026	119,537,413

* Source :Financial Reports of (23) insurance companies.

Insurance companies asked voluntary to revoke their Motor Insurance license:

1- AL-Nisr Al-Arabi Insurance Co. since 1/1/2012.

2- Jordan International Insurance Co.(Newton) since 14/3/2012.

* Jordan Emirates Insurance Company name was changed to Al-Safwa Insurance Since 17/5/2018.

Table (8)
Companies Classification & Share of Paid Claims (Inside Jordan) As in 30/6/2019 JD
(Allocated according to non life insurances, Life and medical insurances and total paid claims)

Tbl. 1-4

Classification of Companies According to Non-Life Insurances Claims						Classification of Companies According to Life Insurances Claims						Classification of Companies According to Total Paid Claims					
No.	Companies	30/6/2019		30/6/2018		No.	Companies	30/6/2019		30/6/2018		No.	Companies	30/6/2019		30/6/2018	
		Non-Life Insurances	Share % Non-Life Insurances	Share %	No.			Life Insurances	Share % Life & Medical%	Share %	No.			Total Claims	Share % Paid Claims %	Share %	No.
1	Arab Orient Insurance gig	30,273,066	13.97	17.62	1	1	Jordan Insurance	8,211,280	31.75	44.96	1	1	Arab Orient Insurance gig	30,273,066	12.48	16.14	1
2	SOLIDARITY-First Insurance	14,387,872	6.64	5.61	3	2	MetLife	5,395,959	20.86	19.03	2	2	Jordan Insurance	20,100,879	8.29	10.08	2
3	Middle East Insurance	13,628,964	6.29	4.90	5	3	Al-Nisr Al-Arabi Insurance	4,097,031	15.84	4.43	6	3	Middle East Insurance	15,751,638	6.49	4.96	5
4	Jordan French Insurance	12,999,875	6.00	5.54	4	4	Middle East Insurance	2,122,674	8.21	5.65	5	4	Al-Nisr Al-Arabi Insurance	14,944,833	6.16	3.43	14
5	Jordan Insurance	11,889,599	5.49	6.87	2	5	Islamic Insurance	1,726,007	6.67	7.94	4	5	SOLIDARITY-First Insurance	14,916,812	6.15	5.83	3
6	United Insurance	11,646,683	5.37	4.56	7	6	Arabia Insurance-Jordan	1,101,374	4.26	1.75	8	6	Jordan French Insurance	13,676,948	5.64	5.21	4
7	Euro Arab Insurance Group	11,520,648	5.32	4.86	6	7	Jordan French Insurance	677,073	2.62	1.54	9	7	Euro Arab Insurance Group	12,175,792	5.02	4.62	6
8	Al-Nisr Al-Arabi Insurance	10,847,802	5.01	3.34	14	8	Euro Arab Insurance Group	655,144	2.53	1.98	7	8	United Insurance	11,881,153	4.90	4.24	8
9	National Insurance	9,720,561	4.49	4.38	9	9	SOLIDARITY-First Insurance	528,940	2.05	8.26	3	9	Islamic Insurance	10,580,371	4.36	4.04	10
10	Jerusalem Insurance	9,387,176	4.33	4.09	10	10	Jerusalem Insurance	368,947	1.43	0.04	15	10	Arabia Insurance-Jordan	10,421,467	4.30	4.31	7
11	Arabia Insurance-Jordan	9,320,093	4.30	4.55	8	11	Arab Life & Accidents Ins.	365,527	1.41	1.18	11	11	National Insurance	9,771,749	4.03	4.09	9
12	Islamic Insurance	8,854,364	4.09	3.68	13	12	Jordan International Ins. (Newton)	302,432	1.17	1.37	10	12	Jerusalem Insurance	9,756,124	4.02	3.75	11
13	Arab Jordanian Ins. Group	7,683,240	3.55	2.87	17	13	United Insurance	234,470	0.91	0.79	13	13	Arab Jordanian Ins. Group	7,687,815	3.17	2.64	17
14	MEDGULF Insurance	7,630,640	3.52	4.08	11	14	National Insurance	51,188	0.20	0.95	12	14	MEDGULF Insurance	7,630,640	3.15	3.74	12
15	Arab Assurers	7,394,733	3.41	2.77	18	15	Delta Insurance	19,357	0.07			15	Arab Assurers	7,394,733	3.05	2.54	18
16	Delta Insurance	6,275,483	2.90	2.93	16	16	Arab Jordanian Ins. Group	4,575	0.02	0.15	14	16	MetLife	7,111,964	2.93	2.49	19
17	Arab Life & Accidents Ins.	6,266,991	2.89	3.21	15	17	Al Manara Insurance		0.00			17	Arab Life & Accidents Ins.	6,632,518	2.73	3.04	15
18	Holy Land Insurance	5,264,631	2.43	2.36	19	18	Arab Union International Ins.		0.00			18	Delta Insurance	6,294,840	2.59	2.68	16
19	Jordan International Ins. (Newton)	5,211,507	2.40	3.80	12	19	Al SAFWA INSURANCE		0.00			19	Jordan International Ins. (Newton)	5,513,939	2.27	3.60	13
20	Arab Union International Ins.	4,320,253	1.99	1.77	21	20	Holy Land Insurance		0.00			20	Holy Land Insurance	5,264,631	2.17	2.16	20
21	Al Manara Insurance	4,176,854	1.93	2.01	20	21	Philadelphia Insurance		0.00			21	Arab Union International Ins.	4,320,253	1.78	1.62	22
22	Philadelphia Insurance	4,043,791	1.87	1.63	22	22	Arab Assurers		0.00			22	Al Manara Insurance	4,176,854	1.72	1.84	21
23	Al SAFWA INSURANCE	2,263,351	1.04	1.59	23	23	Arab Orient Insurance gig		0.00			23	Philadelphia Insurance	4,043,791	1.67	1.46	24
24	MetLife	1,716,005	0.79	0.97	24	24	MEDGULF Insurance		0.00			24	Al SAFWA INSURANCE	2,263,351	0.93	1.49	23
Total		216,724,182	100	100		Total		25,861,978	100	100		Total		242,586,161	100	100	

* The Companies under No.17-24 don't practice life insurance.

Table (8)

Companies Classification & Share of Paid Claims (Inside Jordan) As in 30/6/2019 JD

Tbl. 2-4

Marine & Transport						Fire & Other Property Damages					
No.	Companies	30/6/2019		30/6/2018		No.	Companies	30/6/2019		30/6/2018	
		Paid Claims	Share %	Share %	No.			Paid Claims	Share %	Share %	No.
1	Middle East Insurance	1,840,660	38.98	16.43	2	1	Middle East Insurance	1,827,568	19.74	4.64	7
2	Jerusalem Insurance	975,569	20.66	5.15	5	2	Jordan Insurance	863,286	9.32	14.31	2
3	Al-Nisr Al-Arabi Insurance	809,230	17.14	0.79	16	3	United Insurance	797,071	8.61	7.81	4
4	Jordan International Ins. (Newton)	195,036	4.13	35.62	1	4	SOLIDARITY-First Insurance	702,368	7.59	7.39	5
5	Arabia Insurance-Jordan	185,772	3.93	0.51	18	5	Islamic Insurance	678,372	7.33	1.75	13
6	Jordan Insurance	169,486	3.59	5.54	4	6	Arab Orient Insurance gig	578,787	6.25	21.67	1
7	Euro Arab Insurance Group	140,221	2.97	2.04	10	7	Al-Nisr Al-Arabi Insurance	571,858	6.18	1.61	15
8	National Insurance	137,450	2.91	1.87	11	8	Jordan French Insurance	483,945	5.23	4.45	8
9	Islamic Insurance	56,155	1.19	0.55	17	9	Jerusalem Insurance	450,597	4.87	1.84	12
10	SOLIDARITY-First Insurance	39,030	0.83	1.50	13	10	National Insurance	417,689	4.51	1.65	14
11	Delta Insurance	38,773	0.82	4.17	6	11	Al Manara Insurance	394,307	4.26	1.06	17
12	Arab Jordanian Ins. Group	32,746	0.69	3.24	7	12	Euro Arab Insurance Group	271,990	2.94	0.74	19
13	MEDGULF Insurance	28,892	0.61	0.48	19	13	Arab Life & Accidents Ins.	237,041	2.56	2.12	11
14	United Insurance	21,646	0.46	1.37	14	14	Jordan International Ins. (Newton)	181,364	1.96	2.68	10
15	Arab Assurers	14,667	0.31	1.55	12	15	Delta Insurance	163,472	1.77	1.47	16
16	Jordan French Insurance	13,752	0.29	2.68	8	16	Arabia Insurance-Jordan	151,646	1.64	13.61	3
17	Al Manara Insurance	8,097	0.17	1.01	15	17	Arab Assurers	139,514	1.51	0.28	21
18	Arab Union International Ins.	7,483	0.16	0.05	20	18	Arab Jordanian Ins. Group	125,115	1.35	3.99	9
19	Arab Orient Insurance gig	7,193	0.15	13.04	3	19	Philadelphia Insurance	74,434	0.80	0.26	22
20	Arab Life & Accidents Ins.	201	0.00	2.42	9	20	Holy Land Insurance	73,652	0.80	0.61	20
21	Al SAFWA INSURANCE *	0	0.00			21	MEDGULF Insurance	55,063	0.59	5.24	6
22	Holy Land Insurance*	0	0.00			22	Arab Union International Ins.	14,500	0.16	0.03	23
23	Philadelphia Insurance*	0				23	Al SAFWA INSURANCE	5,817	0.06	0.78	18
24	MetLife**	0				24	MetLife		0.00		
Total		4,722,059	100	100		Total		9,259,456	100	100	

* The company didn't pay marine and transport claims for the mid year 2019.

** The company doesn't practice marine & fire Insurances.

** The company didn't pay fire claims for the mid year 2019

Table (8)

Companies Classification & Share of Paid Claims (Inside Jordan) As in 30/6/2019 JD

Tbl. 3-4

General Accidents						Motor(Compulsory(Third Party Liability Insurance) & Comprehensive (Own Damages)					
No.	Companies	30/6/2019		30/6/2018		No.	Companies	30/6/2019		30/6/2018	
		Paid Claims	Share %	Share %	No.			Paid Claims	Share %	Share %	No.
1	Arab Orient Insurance gig	1,256,372	62.92	48.88	1	1	Arab Orient Insurance gig	8,606,748	7.34	9.01	1
2	Euro Arab Insurance Group	253,652	12.70	3.30	8	2	Middle East Insurance	7,463,920	6.37	5.94	4
3	SOLIDARITY-First Insurance	55,698	2.79	8.27	3	3	Jordan Insurance	7,183,896	6.13	7.77	2
4	Islamic Insurance	53,008	2.65	4.68	6	4	Arabia Insurance-Jordan	6,675,930	5.70	5.42	5
5	Jordan French Insurance	52,967	2.65	0.80	12	5	National Insurance	6,577,501	5.61	5.34	7
6	Jerusalem Insurance	36,641	1.83	0.52	14	6	Jerusalem Insurance	6,509,446	5.55	6.01	3
7	Arab Jordanian Ins. Group	34,509	1.73	0.66	13	7	Jordan French Insurance	6,490,363	5.54	5.36	6
8	Al-Nisr Al-Arabi Insurance	31,801	1.59	7.93	4	8	Arab Assurers	6,232,336	5.32	4.41	11
9	Middle East Insurance	30,904	1.55	4.44	7	9	SOLIDARITY-First Insurance	6,140,035	5.24	4.34	12
10	Jordan International Ins. (Newton)	28,677	1.44	0.82	11	10	Euro Arab Insurance Group	5,976,253	5.10	5.26	8
11	National Insurance	27,969	1.40			11	Islamic Insurance	5,442,712	4.64	3.99	15
12	Arabia Insurance-Jordan	25,123	1.26	0.45	15	12	United Insurance	5,393,121	4.60	4.97	9
13	Arab Life & Accidents Ins.	24,024	1.20	1.80	9	13	Arab Life & Accidents Ins.	5,311,195	4.53	4.90	10
14	Jordan Insurance	20,491	1.03	0.39	16	14	Arab Jordanian Ins. Group	5,215,394	4.45	3.75	17
15	MetLife	18,656	0.93	5.06	5	15	Holy Land Insurance	5,190,979	4.43	4.20	14
16	Delta Insurance	14,730	0.74	10.45	2	16	Delta Insurance	4,749,324	4.05	3.81	16
17	MEDGULF Insurance	14,572	0.73	0.93	10	17	MEDGULF Insurance	4,624,664	3.95	4.34	13
18	United Insurance	10,159	0.51	0.34	17	18	Arab Union International Ins.	4,106,227	3.50	3.52	19
19	Arab Union International Ins.	2,899	0.15			19	Philadelphia Insurance	3,675,877	3.14	3.47	20
20	Arab Assurers	2,200	0.11	0.04	19	20	Al Manara Insurance	3,313,551	2.83	3.68	18
21	Al SAFWA INSURANCE	1,576	0.08	0.01	20	21	Al SAFWA INSURANCE	2,103,603	1.79	2.18	21
22	Al Manara Insurance	183	0.01	0.21	18	22	Jordan International Ins. (Newton)	183,515	0.16	0.1	22
23	Holy Land Insurance*	0	0.00			23	Al-Nisr Al-Arabi Insurance	42,436	0.04	0.06	23
24	Philadelphia Insurance*	0	0.00			24	MetLife	0	0.00		
Total		1,996,811	100	100		Total		117,209,026	100	102	

* The company didn't pay general accidents claims for the mid year 2019.

* The company dosent practice motor Insurances.

Table (8)
Companies Classification & Share of Paid Claims (Inside Jordan) As in 30/6/2019 JD

Tbl. 4-4

Life						Medical					
No.	Companies	30/6/2019		30/6/2018		No.	Companies	30/6/2019		30/6/2018	
		Paid Claims	Share %	Share %	No.			Paid Claims	Share %	Share %	No.
1	Jordan Insurance	8,211,280	31.75	44.96	1	1	Arab Orient Insurance gig	19,823,966	24.01	29.48	1
2	MetLife	5,395,959	20.86	19.03	2	2	Al-Nisr Al-Arabi Insurance	9,392,477	11.38	8.34	3
3	Al-Nisr Al-Arabi Insurance	4,097,031	15.84	4.43	6	3	SOLIDARITY-First Insurance	7,450,741	9.03	7.39	4
4	Middle East Insurance	2,122,674	8.21	5.65	5	4	Jordan French Insurance	5,745,725	6.96	5.72	5
5	Islamic Insurance	1,726,007	6.67	7.94	4	5	United Insurance	5,424,686	6.57	3.83	8
6	Arabia Insurance-Jordan	1,101,374	4.26	1.75	8	6	Euro Arab Insurance Group	4,878,532	5.91	4.87	7
7	Jordan French Insurance	677,073	2.62	1.54	9	7	Jordan International Ins. (Newton)	4,622,915	5.60	8.80	2
8	Euro Arab Insurance Group	655,144	2.53	1.98	7	8	Jordan Insurance	3,652,440	4.42	5.04	6
9	SOLIDARITY-First Insurance	528,940	2.05	8.26	3	9	MEDGULF Insurance	2,907,449	3.52	3.78	9
10	Jerusalem Insurance	368,947	1.43	0.04	15	10	Islamic Insurance	2,624,117	3.18	3.54	10
11	Arab Life & Accidents Ins.	365,527	1.41	1.18	11	11	National Insurance	2,559,952	3.10	3.46	11
12	Jordan International Ins. (Newton)	302,432	1.17	1.37	10	12	Middle East Insurance	2,465,912	2.99	3.24	12
13	United Insurance	234,470	0.91	0.79	13	13	Arab Jordanian Ins. Group	2,275,476	2.76	1.60	16
14	National Insurance	51,188	0.20	0.95	12	14	Arabia Insurance-Jordan	1,928,030	2.34	2.26	14
15	Delta Insurance	19,357	0.07			15	MetLife	1,697,349	2.06	2.44	13
16	Arab Jordanian Ins. Group	4,575	0.02	0.15	14	16	Jerusalem Insurance	1,414,924	1.71	1.65	15
17	Al Manara Insurance					17	Delta Insurance	958,708	1.16	1.05	17
18	Arab Union International Ins.					18	Arab Assurers	941,646	1.14	0.74	19
19	Al SAFWA INSURANCE					19	Arab Life & Accidents Ins.	694,530	0.84	0.95	18
20	Holy Land Insurance					20	Al Manara Insurance	460,716	0.56	0.69	20
21	Philadelphia Insurance					21	Philadelphia Insurance	293,480	0.36	0.52	21
22	Arab Assurers					22	Arab Union International Ins.	189,144	0.23	0.25	23
23	Arab Orient Insurance gig					23	Al SAFWA INSURANCE	152,355	0.18	0.37	22
24	MEDGULF Insurance					24	Holy Land Insurance	0.00			
Total		25,861,978	100	100		Total		82,555,270	100	100	

* The companies Under No. (17-24) don't practice Life Insurance.

* The company under No. 24 does not practice Medical Insurance.

Table (9)
Net Profit (Loss) for 24 Insurance Companies Per Class (as in 30/6/2019 compared with 30/6/2018)
(According to Insurance Branches) JD

Tbl. 1-2

NO.	Companies	Marine		Aviation		Marine+Aviation		Fire & Other Property Damages		Liability		Other Branches		Credit		Motor	
														Compulsory (Third Party Liability Insurance)			
		2019	2018	2019	2018	2019	2018	2019	2018	2019	2018	2019	2018	2019	2018	2019	2018
1	Jordan Insurance	189,285	140,543			189,285	140,543	215,952	133,356	59,338	36,694	25,501	20,792			-609,111	-1,386,179
2	Middle East Insurance	352,469	426,773	24,141	31,383	376,610	458,156	199,638	149,214	33,925	21,002	40,837	39,473			-807,382	-1,044,141
3	National Insurance	214,444	202,989			214,444	202,989	58,125	100,802	2,957	6,594					-220,165	-391,909
4	United Insurance	109,326	51,135		37	109,326	51,172	103,643	86,814	56,728	48,997	13,908	6,981			-382,818	-312,598
5	Al Manara Insurance	8,043	7,378	1,175	1,268	9,218	8,646	34,900	-92,900	42,757	-260	16,429	8,761			-498,870	-654,261
6	Arabia Insurance-Jordan	129,509	57,066			129,509	57,066	157,465	70,962			154,031	30,650	21,827	8,251	-373,762	-370,613
7	Jerusalem Insurance	161,332	200,305			161,332	200,305	66,913	88,118	35,698	36,460	6,924	3,458			-1,217,299	-1,331,312
8	Al-Nisr Al-Arabi Insurance	44,757	47,899			44,757	47,899	86,089	122,162	65,281	28,937	-4,143	85,307			-30,892	3,633
9	Jordan French Insurance	-45,593	-66,927	2,453	23,955	-43,140	-42,972	199,113	199,892	32,495	29,066	45,113	137,194	270,143	298,114	-1,821,561	-1,739,698
10	Arab Union International Ins.	-9,223	-17,805			-9,223	-17,805	-21,925	-17,799			42,835	23,707			-275,379	-849,725
11	Delta Insurance	61,229	154,417			61,229	154,417	27,757	-7,139	34,627	-19,780	200,914	18,728	22,183	-17,849	-463,110	-606,273
12	Al SAFWA INSURANCE	-1,800	13,216			-1,800	13,216	19,721	51,856			5,511	9,241			158,522	470,624
13	Holy Land Insurance	1,122	1,964			1,122	1,964	-90,628	-44,047	21,043	19,827					342,894	649,112
14	Arab Life & Accidents Ins.	2,472	-138			2,472	-138	-39,008	-19,607	5,628	7,218	8,805	6,428	-216	-432	-139,795	-809,395
15	Philadelphia Insurance	1,143	16,964			1,143	16,964	14,128	-13,334	4,566	2,010	3,317	8,982			-406,933	54,689
16	MetLife					0	0					654,822	-121,735				
17	Jordan International Ins. (Newton)	155,263	-134,964	1,665	13,505	156,928	-121,459	-58,534	-91,780	-14,491	11,063	-2,891	2,227			2,186	113
18	Euro Arab Insurance Group	50,387	62,442	6,335	6,913	56,722	69,355	53,079	7,295	38,771	54,103	59,936	3,970			-1,604,394	-380,098
19	Islamic Insurance	151,004	166,496			151,004	166,496	-931	82,668			153,911	112,425			-1,464,678	-1,402,202
20	Arab Assurers	18,292	50,852			18,212	50,852	88,790	82,089	32,906	35,977	8,475	19,532	-6,244	-5,160	-392,499	-518,131
21	Arab Jordanian Ins. Group	50,313	61,816			50,313	61,816	-3,221	118,749			142,908	53,224			171,227	379,179
22	Arab Orient Insurance gig	239,808	123,592	-897	-1,603	238,911	121,989	1,046,755	846,214	203,853	66,590	666,006	698,248			-1,335,356	-1,241,348
23	MEDGULF Insurance	132,098	163,487			132,098	163,487	170,069	80,941	30,458	57,709	6,506	5,490			-645,936	-1,178,822
24	SOLIDARITY-First Insurance	116,324	90,489	10,738	6,966	127,062	97,455	120,621	98,441	80,006	31,688	99,474	136,538			-782,053	-283,117
	Total	2,132,004	1,819,989	45,610	82,424	2,177,534	1,902,413	2,448,511	2,032,967	766,546	473,895	2,349,129	1,309,621	307,693	282,924	-12,797,164	-12,942,472

The figures above represent the operations of (24) insurance companies.

Table (9)
Net Profit (Loss) for 24 Insurance Companies Per Class (as in 30/6/2019 compared with 30/6/2018)
(According to Insurance Branches) JD

Tbl. 2-2

NO.	Companies	Motor				Medical	Non Life Ins.		Life	Net Technical Profit (Loss)		Abroad Net Technical Profit (Loss)		Net Profit (Loss)			
		Comprehensive (Own Damages)		Compulsory+ Comprehensive*			(General Insurances)			2019	2018	2019	2018	2019	2018	2019	2018
		2019	2018	2019	2018		2019	2018									
1	Jordan Insurance	804,188	1,444,050	195,077	57,871	180,728	80,642	865,881	469,898	945,075	917,209	1,810,956	1,387,107	445,392	709,966	1,189,914	350,653
2	Middle East Insurance	640,471	868,056	-166,911	-176,085	123,976	86,449	608,075	578,209	566,063	452,260	1,174,138	1,030,469			1,263,681	1,356,793
3	National Insurance	43,480	6,789	-176,685	-385,120	-19,368	-255,409	79,473	-330,144	32,466	23,595	111,939	-306,549			426,201	163,470
4	United Insurance	432,420	413,600	49,602	101,002	-145,160	-123,437	188,047	171,529	84,913	97,356	272,960	268,885			424,865	509,396
5	Al Manara Insurance	651,251	-142,086	152,381	-796,347	-41,538	-175,772	214,147	-1,047,872			214,147	-1,047,872			103,120	-1,096,267
6	Arabia Insurance-Jordan	576,199	327,538	202,437	-43,075	36,525	82,277	701,794	206,131	9,146	-12,082	710,940	194,049			640,834	237,334
7	Jerusalem Insurance	1,209,361	1,313,611	-7,938	-17,701	2,125	47,619	265,054	358,259	-53,907	30,652	211,147	388,911			668,265	720,236
8	Al-Nisr Al-Arabi Insurance	5,780	-2,848	-25,112	785	20,772	178,269	187,644	463,359	629,877	727,649	817,521	1,191,008			826,776	1,344,690
9	Jordan French Insurance	2,205,920	2,031,144	384,359	291,446	84,861	22,045	972,944	934,785	108,417	137,083	1,081,361	1,071,868			572,916	519,463
10	Arab Union International Ins.	144,079	1,193,508	-131,300	343,783	-18,643	-17,719	-138,256	314,167			-138,256	314,167			-63,964	603,271
11	Delta Insurance	145,332	302,108	-317,778	-304,165	58,221	11,191	87,153	-164,597	-169,360	-41,577	-82,207	-206,174			85,117	-92,092
12	Al SAFWA INSURANCE	8,720	464,934	167,242	935,558	31,904	-182,898	222,578	826,973			222,578	826,973			36,630	557,067
13	Holy Land Insurance	51,109	-152,485	394,003	496,627			325,540	474,371			325,540	474,371			168,067	308,110
14	Arab Life & Accidents Ins.	732,715	697,730	592,920	-111,665	-117,894	-123,964	452,707	-242,160	60,000	20,000	512,707	-222,160	-21,032	-27,786	130,904	-538,268
15	Philadelphia Insurance	121,888	21,948	-285,045	76,637	-2,577	127,132	-264,468	218,391			-264,468	218,391			-291,746	114,674
16	MetLife					254,404	371,508	909,226	249,773	494,086	266,361	1,403,312	516,134			1,192,369	765,515
17	Jordan International Ins. (Newton)	-358	663	1,828	776	77,574	-374,404	160,414	-573,577	73,396	-34,685	233,810	-608,262			128,186	-212,593
18	Euro Arab Insurance Group	1,626,516	371,509	22,122	-8,589	-195,039	-192,602	35,591	-66,468	99,335	87,111	134,926	20,643			371,478	65,752
19	Islamic Insurance	241,019	319,561	-1,223,659	-1,082,641	-359,813	-486,647	-1,279,488	-1,207,699	529,442	564,411	-750,046	-643,288			1,377,287	1,618,763
20	Arab Assurers	901,359	811,740	508,860	293,609	-278,449	17,411	372,550	494,310		-3,000	372,550	491,310			231,980	183,552
21	Arab Jordanian Ins. Group	468,203	-127,825	639,430	251,354	255,019	600,125	1,084,449	1,085,268	4,951	22,316	1,089,400	1,107,584			511,480	708,131
22	Arab Orient Insurance gïg	1,756,890	1,866,420	421,534	625,072	2,054,459	1,621,990	4,631,518	3,980,103			4,631,518	3,980,103			3,367,267	1,833,729
23	MEDGULF Insurance	984,815	1,095,649	338,879	-83,173	-598,165	-690,244	79,845	-465,790			79,845	-465,790			9,687	-421,531
24	SOLIDARITY-First Insurance	120,415	-410,087	-661,638	-693,204	1,073	342,814	-233,402	13,732	-134,750	-79,478	-368,152	-65,746			874,460	1,027,096
	Total	13,871,772	12,715,227	1,074,608	-227,245	1,404,995	966,376	10,529,016	6,740,951	3,279,150	3,175,181	13,808,166	9,916,132	424,360	682,180	14,245,774	10,626,944

The figures above represent the operations of (24) insurance companies.

Table (10)
Motor Net Profit (Loss) As in 30/6/2019 Compared with 30/6/2018 Results of (23) Insurance companies *

No.	Companies	Compulsory T.P.L /Jordanian Vehicles		Compulsory T.P.L from Comprehensive		Total Jordanian Vehicles		Compulsory T.P.L Foreign Vehicles		Total Compulsory/T.P.L		Comprehensive (Own Damages)		Total Motors	
		30/6/2019	30/6/2018	30/6/2019	30/6/2018	30/6/2019	30/6/2018	30/6/2019	30/6/2018	30/6/2019	30/6/2018	30/6/2019	30/6/2018	30/6/2019	30/6/2018
1	Jordan Insurance	-784,571	-1,220,155	-84,778	-513,728	-869,349	-1,733,883	260,238	347,704	-609,111	-1,386,179	804,188	1,444,050	195,077	57,871
2	Middle East Insurance	-772,370	-794,486	-245,259	-260,023	-1,017,629	-1,054,509	210,247	10,368	-807,382	-1,044,141	640,471	868,056	-166,911	-176,085
3	National Insurance	-804,725	-687,206	380,043	158,899	-424,682	-528,307	204,517	136,398	-220,165	-391,909	43,480	6,789	-176,685	-385,120
4	United Insurance	-288,954	-94,088	-340,385	-255,429	-629,339	-349,517	246,521	36,919	-382,818	-312,598	432,420	413,600	49,602	101,002
5	Al Manara Insurance	-418,943	-520,054	-27,859	-244,678	-446,802	-764,732	-52,068	110,471	-498,870	-654,261	651,251	-142,086	152,381	-796,347
6	Arabia Insurance- Jordan	-170,030	-89,908	-350,172	-394,559	-520,202	-484,467	146,440	113,854	-373,762	-370,613	576,199	327,538	202,437	-43,075
7	Jerusalem Insurance	-419,910	-620,043	-926,476	-860,810	-1,346,386	-1,480,853	129,087	149,541	-1,217,299	-1,331,312	1,209,361	1,313,611	-7,938	-17,701
8	Al-Nisr Al-Arabi Insurance	-21,198	2,006	-3,551	5,919	-24,749	7,925	-6,143	-4,292	-30,892	3,633	5,780	-2,848	-25,112	785
9	Jordan French Insurance	-1,308,557	-1,802,747	-544,315	53,137	-1,852,872	-1,749,610	31,311	9,912	-1,821,561	-1,739,698	2,205,920	2,031,144	384,359	291,446
10	Arab Union International Ins.	-777,277	376,067	113,054	-1,444,353	-664,223	-1,068,286	388,844	218,561	-275,379	-849,725	144,079	1,193,508	-131,300	343,783
11	Delta Insurance	-430,326	-549,598	-151,661	-138,159	-581,987	-687,757	118,877	81,484	-463,110	-606,273	145,332	302,108	-317,778	-304,165
12	Al SAFWA INSURANCE	215,554	95,241	-165,254	304,717	50,300	399,958	108,222	70,666	158,522	470,624	8,720	464,934	167,242	935,558
13	Holy Land Insurance	-27,276	662,706	349,227	-277,611	321,951	385,095	20,943	264,017	342,894	649,112	51,109	-152,485	394,003	496,627
14	Arab Life & Accidents Ins.	230,324	-608,302	-342,087	-270,589	-111,763	-878,891	-28,032	69,496	-139,795	-809,395	732,715	697,730	592,920	-111,665
15	Philadelphia Insurance	-475,334	3,006	26,635	-3,822	-448,699	-816	41,766	55,505	-406,933	54,689	121,888	21,948	-285,045	76,637
16	Jordan International Ins. (Newton)	-41	-17,816	2,227	17,929	2,186	113			2,186	113	-358	663	1,828	776
17	Euro Arab Insurance Group	-360,686	-165,601	-1,238,700	-230,320	-1,599,386	-395,921	-5,008	15,823	-1,604,394	-380,098	1,626,516	371,509	22,122	-8,589
18	Islamic Insurance	-1,391,503	-1,178,287	-148,977	-231,914	-1,540,480	-1,410,201	75,802	7,999	-1,464,678	-1,402,202	241,019	319,561	-1,223,659	-1,082,641
19	Arab Assurers	173,635	-186,869	-846,829	-609,279	-673,194	-796,148	280,695	278,017	-392,499	-518,131	901,359	811,740	508,860	293,609
20	Arab Jordanian Ins. Group	105,186	-333,939	-72,701	589,194	32,485	255,255	138,742	123,924	171,227	379,179	468,203	-127,825	639,430	251,354
21	Arab Orient Insurance gig	-748,154	-592,348	-724,629	-1,067,189	-1,472,783	-1,659,537	137,427	418,189	-1,335,356	-1,241,348	1,756,890	1,866,420	421,534	625,072
22	MEDGULF Insurance	-677,452	-627,309	-98,304	-276,896	-775,756	-904,205	129,820	-274,617	-645,936	-1,178,822	984,815	1,095,649	338,879	-83,173
23	SOLIDARITY-First Insurance	-757,007	-699,850	-132,602	343,923	-889,609	-355,927	107,556	72,810	-782,053	-283,117	120,415	-410,087	-661,638	-693,204
	Total	-9,909,615	-9,649,580	-5,573,353	-5,605,641	-15,482,968	-15,255,221	2,685,804	2,312,749	-12,797,164	-12,942,472	13,871,772	12,715,227	1,074,608	-227,245

* Source :Financial Reports of (23) insurance companies.

** Insurance companies asked voluntary to revoke their Motor Insurance license:

1- AL-Nisr Al-Arabi Insurance Co. since 1/1/2012.

2- Jordan International Insurance Co.(Newton) since 14/3/2012.

*** Jordan Emirates Insurance Company name was changed to Al-Safwa Insurance Since 17/5/2018.

Table (11)
Companies Classification According to Profit (Loss) as in 30/6/2019 (Inside Jordan) JD

Tbl. 1-3

Marine & Transport					Fire & Other Property Damages						
No.	Companies	30/6/2019		30/6/2018		No.	Companies	30/6/2019		30/6/2018	
		Profit (Loss)	Share %	Share %	No.			Profit (Loss)	Share %	Share %	No.
1	Middle East Insurance	376,610	17.30	24.04	1	1	Arab Orient Insurance (gig)	1,046,755	42.75	41.73	1
2	Arab Orient Insurance (gig)	238,911	10.97	6.47	8	2	Jordan Insurance	215,952	8.82	6.53	4
3	National Insurance	214,444	9.85	10.65	2	3	Middle East Insurance	199,638	8.15	7.31	3
4	Jordan Insurance	189,285	8.69	7.37	7	4	Jordan French Insurance	199,113	8.13	9.94	2
5	Jerusalem Insurance	161,332	7.41	10.51	3	5	MEDGULF Insurance	170,069	6.95	3.69	13
6	Jordan International Ins. (Newton)	156,928	7.21	-6.37	23	6	Arabia Insurance-Jordan	157,465	6.43	3.48	14
7	Islamic Insurance	151,004	6.93	8.74	4	7	SOLIDARITY-First Insurance	120,621	4.93	4.82	8
8	MEDGULF Insurance	132,098	6.07	8.58	5	8	United Insurance	103,643	4.23	4.25	10
9	Arabia Insurance-Jordan	129,509	5.95	2.99	12	9	Arab Assurers	88,790	3.63	4.02	12
10	SOLIDARITY-First Insurance	127,062	5.84	5.11	9	10	Al-Nisr Al-Arabi Insurance	86,089	3.52	5.98	5
11	United Insurance	109,326	5.02	2.68	13	11	Jerusalem Insurance	66,913	2.73	4.32	9
12	Delta Insurance	61,229	2.81	8.10	6	12	National Insurance	58,125	2.37	4.94	7
13	Euro Arab Insurance Group	56,722	2.60	3.64	10	13	Euro Arab Insurance Group	53,079	2.17	0.36	16
14	Arab Jordanian Ins. Group	50,313	2.31	3.24	11	14	Al Manara Insurance	34,900	1.43	-4.55	23
15	Al-Nisr Al-Arabi Insurance	44,757	2.06	2.51	15	15	Delta Insurance	27,757	1.13	-0.35	17
16	Arab Assurers	18,212	0.84	2.67	14	16	Al SAFWA INSURANCE	19,721	0.81	2.54	15
17	Al Manara Insurance	9,218	0.42	0.45	18	17	Philadelphia Insurance	14,128	0.58	-0.65	18
18	Arab Life & Accidents Ins.	2,472	0.11	-0.01	20	18	Islamic Insurance	-931	-0.04	4.05	11
19	Philadelphia Insurance	1,143	0.05	0.89	16	19	Arab Jordanian Ins. Group	-3,221	-0.13	5.82	6
20	Holy Land Insurance	1,122	0.05	0.10	19	20	Arab Union International Ins.	-21,925	-0.90	-0.87	19
21	Al SAFWA INSURANCE	-1,800	-0.08	0.69	17	21	Arab Life & Accidents Ins.	-39,008	-1.59	-0.96	20
22	Arab Union International Ins.	-9,223	-0.42	-0.93	21	22	Jordan International Ins. (Newton)	-58,534	-2.39	-4.49	22
23	Jordan French Insurance	-43,140	-1.98	-2.14	22	23	Holy Land Insurance	-90,628	-3.70	-2.16	21
24	MetLife*					24	MetLife*				
Total		2,177,534	100	100		Total		2,448,511	100	100	

* The company dosent practice marine & fire Insurances.

Table (11)
Companies Classification According to Profit (Loss) as in 30/6/2019 (Inside Jordan) JD

Tbl. 2-3

General Accidents					Motor(Compulsory(Third Party Liability Insurance) & Comprehensive (Own Damages))		
No.	Companies	30/6/2019		30/6/2018		No.	Profit (Loss)
		Profit (Loss)	Share %	Share %	No.		
1	Arab Orient Insurance (gig)	869,859	27.92	43.33	1	1	639,430
2	MetLife	654,822	21.02	-6.83	24	2	592,920
3	Delta Insurance	235,541	7.56	-0.06	23	3	508,862
4	SOLIDARITY-First Insurance	179,480	5.76	9.44	2	4	421,534
5	Arabia Insurance-Jordan	154,031	4.94	1.72	14	5	394,003
6	Islamic Insurance	153,911	4.94	6.31	5	6	384,359
7	Arab Jordanian Ins. Group	142,908	4.59	2.99	11	7	338,879
8	Euro Arab Insurance Group	98,707	3.17	3.26	8	8	202,437
9	Jordan Insurance	84,839	2.72	3.23	9	9	195,077
10	Jordan French Insurance	77,608	2.49	9.57	3	10	167,242
11	Middle East Insurance	74,762	2.40	3.40	7	11	152,381
12	United Insurance	70,636	2.27	3.14	10	12	49,602
13	Al-Nisr Al-Arabi Insurance	61,138	1.96	6.41	4	13	22,122
14	Al Manara Insurance	59,186	1.90	0.48	21	14	1,828
15	Arab Union International Ins.	42,835	1.37	1.33	15	15	-7,938
16	Jerusalem Insurance	42,622	1.37	2.24	13	16	-25,112
17	Arab Assurers	41,381	1.33	2.55	12	17	-131,300
18	MEDGULF Insurance	36,964	1.19	3.55	6	18	-166,911
19	Holy Land Insurance	21,043	0.68	1.11	16	19	-176,685
20	Arab Life & Accidents Ins.	14,433	0.46	0.77	17	20	-285,045
21	Philadelphia Insurance	7,883	0.25	0.62	19	21	-317,778
22	Al SAFWA INSURANCE	5,511	0.18	0.52	20	22	-661,638
23	National Insurance	2,957	0.09	0.37	22	23	-1,223,659
24	Jordan International Ins. (Newton)	-17,382	-0.56	0.75	18	24	MetLife*
Total		3,115,675	100	100		Total	1,074,610

* The company classified under No. 24 doesn't practice Motor Insurance.

Table (11)

Companies Classification According to Profit (Loss) as in 30/6/2019 (Inside Jordan) JD

Tbl. 3-3

Life						Medical					
No.	Companies	30/6/2019		30/6/2018		No.	Companies	30/6/2019		30/6/2018	
		Profit (Loss)	Share %	Share %	No.			Profit (Loss)	Share %	Share %	No.
1	Jordan Insurance	945,075	28.82	28.74	1	1	Arab Orient Insurance (gig)	2,054,459	146.23	294.54	1
2	Al-Nisr Al-Arabi Insurance	629,877	19.21	22.80	2	2	Arab Jordanian Ins. Group	255,019	18.15	114.03	2
3	Middle East Insurance	566,063	17.26	14.17	4	3	MetLife	254,404	18.11	70.59	3
4	Islamic Insurance	529,442	16.15	17.69	3	4	Jordan Insurance	180,728	12.86	-57.83	20
5	MetLife	494,086	15.07	8.35	5	5	Middle East Insurance	123,976	8.82	16.43	7
6	Jordan French Insurance	108,417	3.31	4.30	6	6	Jordan French Insurance	84,861	6.04	7.37	10
7	Euro Arab Insurance Group	99,335	3.03	2.73	8	7	Jordan International Ins. (Newton)	77,574	5.52	-71.14	21
8	United Insurance	84,913	2.59	3.05	7	8	Delta Insurance	58,221	4.14	2.13	12
9	Jordan International Ins. (Newton)	73,396	2.24	-1.09	15	9	Arabia Insurance-Jordan	36,525	2.60	15.63	8
10	Arab Life & Accidents Ins.	60,000	1.83	0.63	12	10	Al SAFWA INSURANCE	31,904	2.27	-34.75	17
11	National Insurance	32,466	0.99	0.74	11	11	Al-Nisr Al-Arabi Insurance	20,772	1.48	33.87	5
12	Arabia Insurance-Jordan	9,146	0.28	-0.38	14	12	Jerusalem Insurance	2,125	0.15	9.05	9
13	Arab Jordanian Ins. Group	4,951	0.15	1.01	9	13	SOLIDARITY-First Insurance	1,073	0.08	65.14	4
14	Jerusalem Insurance	-53,907	-1.64	0.96	10	14	Philadelphia Insurance	-2,577	-0.18	24.16	6
15	SOLIDARITY-First Insurance	-134,750	-4.11	-2.49	17	15	Arab Union International Ins.	-18,643	-1.33	-3.37	13
16	Delta Insurance	-169,360	-5.16	-1.30	16	16	National Insurance	-19,368	-1.38	-48.53	19
17	Al Manara Insurance					17	Al Manara Insurance	-41,538	-2.96	-33.40	16
18	Arab Union International Ins.					18	Arab Life & Accidents Ins.	-117,894	-8.39	-23.55	15
19	Al SAFWA INSURANCE					19	United Insurance	-145,160	-10.33	-23.45	14
20	Holy Land Insurance					20	Euro Arab Insurance Group	-195,039	-13.88	-36.60	18
21	Philadelphia Insurance					21	Arab Assurers	-278,449	-19.82	3.31	11
22	Arab Assurers			0.09	13	22	Islamic Insurance	-359,813	-25.61	-92.47	22
23	Arab Orient Insurance (gig)					23	MEDGULF Insurance	-598,165	-42.57	-131.15	23
24	MEDGULF Insurance					24	Holy Land Insurance				
Total		3,279,150	100	100		Total		1,404,995	100	100	

* Companies classified from 17-24 don't practice Life Insurance.

* The company classified under No. 24 doesn't practice Medical Insurance.

Table (12)

Jordan Insurance Market Indicators (24) Companies

Total Assets - Investments - Paid Up Capital - Shareholders Equity - Retained Earnings (Accumulated Profit & Loss)

As in 30/6/2019 Compared with 31/12/2018

No.	Companies	Total Assets		Investments		Paid Up Capital*		Shareholders Equity		Retained Earnings	
										Accumulated Profit & Loss	
		30/6/2019	31/12/2018	30/6/2019	31/12/2018	30/6/2019	31/12/2018	30/6/2019	31/12/2018	30/6/2019	31/12/2018
1	Jordan Insurance	91,613,814	92,322,860	56,519,852	56,942,257	30,000,000	30,000,000	35,267,219	33,676,642	1,267,471	1,328,072
2	MetLife	96,435,823	88,133,812	44,349,495	43,668,169	4,000,000	4,000,000	8,503,704	7,114,260	1,999,567	1,999,567
3	Middle East Insurance	85,773,164	86,428,279	61,285,540	63,794,393	22,050,000	22,050,000	38,770,995	39,308,678	8,539,240	9,647,213
4	National Insurance	26,748,655	26,513,545	16,281,642	16,774,872	8,000,000	8,000,000	9,139,336	8,668,180	-28,547	-28,547
5	United Insurance	41,666,860	38,312,861	21,324,908	21,240,838	8,000,000	8,000,000	14,025,880	13,866,304	3,644,957	4,065,644
6	Al Manara Insurance	14,240,376	13,762,757	6,948,775	6,824,823	5,000,000	5,000,000	3,206,123	3,120,290	-1,841,862	-1,944,982
7	Arabia Insurance- Jordan	28,996,060	29,608,168	14,254,540	14,951,111	8,000,000	8,000,000	10,636,802	10,109,814	925,129	925,129
8	Jerusalem Insurance	35,210,252	35,188,488	24,176,324	24,734,011	8,000,000	8,000,000	13,544,073	13,755,850	1,785,884	1,997,661
9	Al-Nisr Al-Arabi Insurance	94,958,457	93,934,564	78,505,478	75,783,491	10,000,000	10,000,000	19,922,147	21,058,370	857,780	3,346,892
10	Jordan French Insurance	33,329,137	32,283,058	11,124,713	11,381,932	9,100,000	9,100,000	11,500,373	10,747,689	384,164	-188,752
11	Delta Insurance	27,620,229	26,175,530	16,795,595	17,484,787	8,000,000	8,000,000	9,804,685	9,726,628	292,428	292,427
12	Al SAFWA INSURANCE	9,518,228	7,958,153	3,699,699	2,595,426	4,000,000	4,000,000	1,527,050	1,488,877	-2,204,562	-2,241,192
13	Holy Land Insurance*	7,846,123	8,142,057	1,549,334	2,136,339	5,000,000	5,000,000	2,068,117	1,900,050	-841,475	-841,475
14	Philadelphia Insurance	9,641,595	10,266,144	6,348,573	6,922,801	4,000,000	4,000,000	3,819,105	4,112,187	-574,190	-574,190
15	Arab Life & Accidents Ins.	18,417,011	18,229,664	3,415,907	3,803,055	8,000,000	8,000,000	4,098,612	3,952,096	-3,811,327	-3,942,231
16	Arab Union International Ins.	15,622,228	15,977,207	8,961,304	9,380,657	6,000,000	6,000,000	6,014,272	6,618,236	-43,122	560,842
17	Arab Assurers	16,830,418	17,872,611	5,965,121	7,400,792	9,215,909	9,215,909	6,121,364	5,949,235	803,412	571,432
18	Euro Arab Insurance Group	38,311,142	34,709,379	22,058,003	21,221,313	8,000,000	8,000,000	10,644,741	10,593,263	915,319	1,235,319
19	Islamic Insurance	41,302,193	40,339,317	33,536,242	32,455,835	15,000,000	15,000,000	20,046,457	19,904,418	2,076,687	2,988,101
20	Jordan International Ins. (Newton)	35,186,359	34,114,919	20,824,014	21,325,401	18,150,000	18,150,000	22,125,996	22,251,282	170,857	176,577
21	Arab Jordanian Ins. Group	23,739,440	22,101,879	8,700,317	8,624,208	9,500,000	9,500,000	7,622,822	7,111,342	511,480	294,043
22	Arab Orient Insurance gig	110,285,369	100,146,509	56,342,602	54,592,943	21,438,252	21,438,252	35,480,062	35,204,192	-1,172,077	-542,475
23	MEDGULF Insurance	27,616,080	26,472,804	7,547,052	9,064,598	10,000,000	10,000,000	5,756,532	5,757,409	-3,977,484	-3,987,171
24	SOLIDARITY-First Insurance	61,175,006	60,053,311	28,605,067	30,238,246	28,000,000	28,000,000	31,817,452	32,685,487	1,369,968	3,549,146
	Total	992,084,019	959,047,876	559,120,097	563,342,298	266,454,161	266,454,161	331,463,919	328,680,779	11,049,697	18,687,050

Table (13)
Fixed & Other Assets for (24) Insurance Companies As in 30/6/2019 compared with 31/12/2018 (JD)

No	Companies	Fixed Assets		Other Assets	
		30/6/2019	31/12/2018	30/6/2019	31/12/2018
1	Jordan Insurance	1,075,117	1,113,915	2,356,851	1,963,952
2	MetLife	831,161	861,492	793,967	951,434
3	Middle East Insurance	5,409,921	5,461,687	1,304,885	966,887
4	National Insurance	627,548	632,845	1,123,567	698,733
5	United Insurance	5,194,856	5,342,101	722,256	653,346
6	Al Manara Insurance	2,190,325	2,221,962	354,184	327,475
7	Arabia Insurance- Jordan	2,421,209	2,486,535	2,131,622	1,447,849
8	Jerusalem Insurance	774,560	791,045	687,999	646,169
9	Al-Nisr Al-Arabi Insurance	3,041,860	3,143,705	1,907,038	1,821,886
10	Jordan French Insurance	1,783,008	1,809,063	1,359,867	1,111,495
11	Delta Insurance	2,906,827	2,955,937	495,277	407,882
12	Al SAFWA INSURANCE	141,426	130,308	172,739	229,224
13	Holy Land Insurance*	2,019,805	2,065,296	468,677	202,441
14	Philadelphia Insurance	258,127	263,791	244,290	213,681
15	Arab Life & Accidents Ins.	766,996	799,535	453,026	548,853
16	Arab Union International Ins.	1,907,784	1,854,865	110,802	29,415
17	Arab Assurers	1,592,877	1,611,840	314,935	251,842
18	Islamic Insurance	738,164	779,047	915,279	822,583
19	Euro Arab Insurance Group	3,094,859	3,128,964	415,230	498,030
20	Jordan International Ins. (Newton)	2,241,947	2,294,942	894,527	764,058
21	Arab Jordanian Ins. Group	4,571,468	4,616,178	1,025,310	749,395
22	Arab Orient Insurance gig	4,719,435	4,808,393	1,615,816	1,427,919
23	MEDGULF Insurance	129,882	148,196	159,614	325,218
24	SOLIDARITY-First Insurance	5,683,667	5,709,810	717,878	681,937
	Total	54,122,829	55,031,452	20,745,636	17,741,704

Table (14)

Reserves for (24) Insurance Companies As in 30/6/2019 Compared with 31/12/2018 JD

No	Companies	Statutory Reserves		Voluntary Reserves	
		30/6/2019	31/12/2018	30/6/2019	31/12/2018
1	Jordan Insurance	7,500,000	7,500,000		
2	MetLife				
3	Middle East Insurance	5,422,776	5,422,776	2,000,000	2,000,000
4	National Insurance	1,305,481	1,305,481	311,000	311,000
5	United Insurance	2,000,000	2,000,000		
6	Al Manara Insurance	530,874	530,874	17,684	17,684
7	Arabia Insurance- Jordan	1,246,512	1,246,512	174,717	174,717
8	Jerusalem Insurance	2,089,651	2,089,651	1,668,538	1,668,538
9	Al-Nisr Al-Arabi Insurance	2,604,145	2,604,145	1,326,652	1,326,652
10	Jordan French Insurance	1,878,958	1,878,958		
11	Delta Insurance	1,586,624	1,586,624	15,948	15,948
12	Al SAFWA INSURANCE	61,269	61,269		
13	Holy Land Insurance*	3,304	3,304		
14	Philadelphia Insurance	784,108	784,108		
15	Arab Life & Accidents Ins.	605,479	605,479		
16	Arab Union International Ins.	69,351	69,351		
17	Arab Assurers	1,003,082	1,003,082	194,619	194,619
18	Islamic Insurance	2,772,434	2,772,434	736,674	736,674
19	Euro Arab Insurance Group	1,342,268	1,342,268	15,676	15,676
20	Jordan International Ins. (Newton)	2,719,891	2,719,891		
21	Arab Jordanian Ins. Group	1,065,261	1,065,261	12,803	12,803
22	Arab Orient Insurance gig	5,107,646	5,107,646		
23	MEDGULF Insurance	172,786	172,786		
24	SOLIDARITY-First Insurance	3,010,963	3,010,963		
	Total	44,882,863	44,882,863	6,474,311	6,474,311

Table (15)
Technical Provisions in Jordan Insurance Market As in 30/6/2019 Compared with 31/12/2018

No.	Companies	Net Unearned Premiums Provision		Premium Deficiency Provision		Net Outstanding Claims Provision		Net Mathematical Provision		Other Technical Provisions		Total Technical Provisions	
		30/6/2019	31/12/2018	30/6/2019	31/12/2018	30/6/2019	31/12/2018	30/6/2019	31/12/2018	30/6/2019	31/12/2018	30/6/2019	31/12/2018
1	Jordan Insurance	13,718,369	14,170,808	80,510	84,500	13,328,903	14,143,459	1,520,619	1,562,597			28,648,401	29,961,364
2	Middle East Insurance	8,679,922	8,646,635			15,394,735	15,562,849	4,525,601	4,640,885	250,000	250,000	28,850,258	29,100,369
3	National Insurance	5,562,976	6,406,627			6,282,454	6,482,691	63,149	52,700			11,908,579	12,942,018
4	United Insurance	8,086,570	7,660,837			11,143,150	10,775,037	126,710	159,362			19,356,430	18,595,236
5	Al Manara Insurance	3,454,577	2,543,147			4,361,538	5,108,404					7,816,115	7,651,551
6	Arabia Insurance - Jordan	5,991,791	6,690,545			6,416,027	6,826,710	508,465	517,216			12,916,283	14,034,471
7	Jerusalem Insurance	7,364,208	6,389,825			9,101,709	9,452,790	350,000	350,000			16,815,917	16,192,615
8	Al-Nisr Al-Arabi Insurance	5,745,260	6,013,852			2,312,093	2,460,601	62,686,439	57,965,374			70,743,792	66,439,827
9	Jordan French Insurance	4,429,140	5,250,634			6,998,280	7,246,864	228,459	233,406			11,655,879	12,730,904
10	Arab Union International Ins.	3,646,250	3,661,500			3,745,674	3,854,877					7,391,924	7,516,377
11	Delta Insurance	4,995,187	4,866,387			6,268,287	6,329,666	470,500	217,034			11,733,974	11,413,087
12	Al SAFWA INSURANCE	2,660,386	2,040,753		24,601	989,118	1,300,737					3,649,504	3,366,091
13	Holy Land Insurance	3,339,599	3,170,211			463,258	1,694,084					3,802,857	4,864,295
14	Arab Life & Accidents Ins.	5,932,143	5,971,736			2,789,630	3,422,192	693,919	658,693			9,415,692	10,052,621
15	Philadelphia Insurance	2,708,947	2,552,984			1,474,434	2,172,839					4,183,381	4,725,823
16	MetLife	1,033,384	1,065,105			2,910,938	3,134,765	75,354,557	69,633,013			79,298,879	73,832,883
17	Jordan International Ins. (Newton)	2,411,794	2,711,428			1,853,503	1,917,576	52,610	42,935			4,317,907	4,671,939
18	Euro Arab Insurance Group	11,303,275	9,009,815			7,716,232	7,293,820	84,626	100,484			19,104,133	16,404,119
19	Islamic Insurance	6,604,463	5,012,686			9,279,968	9,485,863	45,157	45,157			15,929,588	14,543,706
20	Arab Assurers	4,715,404	6,217,758			2,496,898	2,367,885					7,212,302	8,585,643
21	Arab Jordanian Ins. Group	6,911,595	6,376,722			4,465,261	4,671,580	52,286	52,286			11,429,142	11,100,588
22	Arab Orient Insurance gig	19,364,249	14,838,093	884,000	884,000	19,432,286	18,777,823					39,680,535	34,499,916
23	MEDGULF Insurance	8,173,084	7,217,528	143,000	245,000	7,952,429	7,603,815					16,268,513	15,066,343
24	SOLIDARITY-First Insurance	8,329,977	7,992,599			6,557,008	6,067,564	211,188	134,235			15,098,173	14,194,398
	Total	155,162,550	146,478,215	1,107,510	1,238,101	153,733,813	158,154,491	146,974,285	136,365,377	250,000	250,000	457,228,158	442,486,184

Table (16)

**Gross Administrative Expenses For (24) Insurance Companies Distributed on Insurance Underwriting Branches
As in 30/6/2019 Compared with 30/6/2018**

Tbl. 1-2

NO.	Companies	Marine & Transport		Aviation		Marine+Aviation		Fire&Other Property Damages		Liability		Other Branches		Credit	
		2019	2018	2019	2018	2019	2018	2019	2018	2019	2018	2019	2018	2019	2018
1	Jordan Insurance	48,381	83,930			48,381	83,930	522,669	528,280	19,225	16,906	4,079	4,226		
2	Middle East Insurance	263,838	311,130	15,314	11,468	279,152	322,598	731,114	693,804	60,501	59,529	3,197	4,905		
3	National Insurance	45,460	39,189			45,460	39,189	95,311	87,022	11,810	12,591				
4	United Insurance	31,061	38,690		90	31,061	38,780	98,805	88,558	8,871	4,324	2,021	2,936		
5	Al Manara Insurance	3,105	6,088	288	340	3,393	6,428	88,970	93,907	21,989	35,758	5,407	5,365		
6	Arabia Insurance-Jordan	14,516	28,028			14,516	28,028	67,917	79,664			13,123	24,607	11,587	9,068
7	Jerusalem Insurance	73,534	90,363			73,534	90,363	107,002	131,926	25,340	14,464	2,598	1,290		
8	Al-Nisr Al-Arabi Insurance	38,716	23,179			38,716	23,179	184,740	178,306	42,075	43,706	13,628	15,847		
9	Jordan French Insurance	79,451	103,511	57,387	5,577	136,838	109,088	148,779	153,937	9,792	5,391	16,034	26,046	38,225	45,013
10	Arab Union International Ins.*	9,566	18,388			9,566	18,388	19,316	20,185			998	4,075		
11	Delta Insurance	27,440	22,804			27,440	22,804	109,603	89,969	14,165	16,242	4,662	5,855	4,052	3,917
12	Al SAFWA INSURANCE	653	966			653	966	8,010	4,318			1,757	3,329		
13	Holy Land Insurance**	378	384			378	384	14,004	16,468	1,679	1,701				
14	Arab Life & Accidents Ins.	44,582	44,994			44,582	44,994	92,491	85,609	10,763	5,286	11,708	14,514		
15	Philadelphia Insurance**	182	2,079			182	2,079	3,788	4,714	304	136	399	546		
16	MetLife					0	0					99,750	71,128		
17	Jordan International Ins. (Newton)	64,011	141,120	7,768	3,250	71,779	144,370	121,543	222,384	11,563	3,150	10,071	350		
18	Euro Arab Insurance Group	40,471	45,016			40,471	45,016	58,784	73,308	30,090	25,454	5,777	8,532		
19	Islamic Insurance	68,204	91,558			68,204	91,558	191,270	232,247			114,000	117,062		
20	Arab Assurers	4,868	4,277			4,868	4,277	35,304	24,623	5,118	3,324	4,887	3,786	864	1,282
21	Arab Jordanian Ins. Group	13,590	3,181			13,590	3,181	86,624	6,584			26,694	5,507		
22	Arab Orient Insurance	68,016	46,248	978	3,987	68,994	50,235	209,271	225,399	43,855	23,783	261,387	246,405		
23	MEDGULF Insurance	30,313	40,031			30,313	40,031	112,505	161,931	4,440	10,712	1,274	1,518		
24	SOLIDARITY-First Insurance	101,291	145,207	957	4,981	102,248	150,188	309,815	310,146	38,236	68,960	43,860	80,038		
	Total	1,071,627	1,330,361	82,692	29,693	1,154,319	1,360,054	3,417,635	3,513,289	359,816	351,417	647,311	647,867	54,728	59,280

Table (16)

**Gross Administrative Expenses For (24) Insurance Companies Distributed on Insurance Underwriting Branches
As in 30/6/2019 Compared with 30/6/2018**

Tbl. 2-2

NO.	Companies	Motor*		Medical		Non Life Insurances		Life		Gross Expenses	
		Motor (Compulsory (Third Party Liability Ins.) & Comprehensive (Own Damages))		2019	2018	2019	2018	2019	2018	2019	2018
		2019	2018	2019	2018	2019	2018	2019	2018	2019	2018
1	Jordan Insurance	403,690	484,766	543,442	407,909	1,541,486	1,526,017	867,431	819,256	2,408,917	2,345,273
2	Middle East Insurance	776,350	773,607	275,583	265,841	2,125,897	2,120,284	204,454	219,103	2,330,351	2,339,387
3	National Insurance	391,869	359,789	183,186	187,555	727,636	686,146	32,053	31,385	759,689	717,531
4	United Insurance	331,138	380,204	340,715	244,790	812,611	759,592	10,739	8,868	823,350	768,460
5	Al Manara Insurance	398,282	463,643	45,196	57,103	563,237	662,204			563,237	662,204
6	Arabia Insurance-Jordan	488,707	477,594	171,349	200,423	767,199	819,384	121,911	72,352	889,110	891,736
7	Jerusalem Insurance	735,706	763,395	224,209	284,480	1,168,389	1,285,918	109,056	39,515	1,277,445	1,325,433
8	Al-Nisr Al-Arabi Insurance	8,970	8,765	748,004	900,550	1,036,133	1,170,353	1,443,391	1,397,625	2,479,524	2,567,978
9	Jordan French Insurance	788,653	963,213	950,013	814,758	2,088,334	2,117,446	130,401	158,782	2,218,735	2,276,228
10	Arab Union International Ins.*	517,328	532,558	38,102	53,357	585,310	628,563			585,310	628,563
11	Delta Insurance	471,931	497,335	109,082	94,894	740,935	731,016	40,778	33,541	781,713	764,557
12	Al SAFWA INSURANCE	436,565	425,375	12,115	58,497	459,100	492,485			459,100	492,485
13	Holy Land Insurance**	694,113	764,492			710,174	783,045			710,174	783,045
14	Arab Life & Accidents Ins.	974,396	987,023	190,856	230,236	1,324,796	1,367,662	99,050	118,012	1,423,846	1,485,674
15	Philadelphia Insurance**	341,675	367,694	32,172	45,082	378,520	420,251			378,520	420,251
16	MetLife			202,522	144,229	302,272	215,357	859,460	892,866	1,161,732	1,108,223
17	Jordan International Ins. (Newton)			523,154	447,445	738,110	817,699	38,247	120,600	776,357	938,299
18	Euro Arab Insurance Group	467,385	461,716	517,611	510,759	1,120,118	1,124,785	67,060	64,986	1,187,178	1,189,771
19	Islamic Insurance	853,719	959,135	707,378	759,846	1,934,571	2,159,848	1,021,830	1,133,813	2,956,401	3,293,661
20	Arab Assurers	678,340	631,886	65,087	38,428	794,468	707,606			794,468	707,606
21	Arab Jordanian Ins. Group	462,432	362,733	237,420	423,183	826,760	801,188	4,897	4,110	831,657	805,298
22	Arab Orient Insurance	987,806	1,074,102	3,111,611	3,154,552	4,682,924	4,774,476			4,682,924	4,774,476
23	MEDGULF Insurance	523,976	701,082	250,358	288,234	922,866	1,203,508			922,866	1,203,508
24	SOLIDARITY-First Insurance	878,731	624,878	1,433,960	1,386,787	2,806,850	2,620,997	247,524	228,976	3,054,374	2,849,973
	Total	12,611,762	13,064,985	10,913,125	10,998,938	29,158,696	29,995,830	5,298,282	5,343,790	34,456,978	35,339,620

Table (17)
Takaful Insurance Business (Premiums , Paid Claims) Allocated to Insurance Branches
& Takaful Share of Total Business for the years 1/1/2019-30/6/2019 Compared with 30/6/2018 JD

Underwritten Premiums

No.	Companies	Premiums / Insurance Branch														Total Company's Business		% Company's Market Share		% Company's Takaful Share			
		Marine & Aviation Insurance		Fire Insurance		Liability Insurance		Other Branches		Credit Insurance		Motor Insurance		Medical Insurance		Life Assurance		2019	2018	2019	2018	2019	2018
		2019	2018	2019	2018	2019	2018	2019	2018	2019	2018	2019	2018	2019	2018								
1	Islamic Insurance	341,021	416,173	956,352	1,055,667			569,999	532,099			4,268,594	4,359,705	3,536,892	3,453,847	5,109,149	5,153,695	14,782,007	14,971,186	4.62	4.57	39.52	44.26
2	SOLIDARITY-First Insurance	1,030,902	880,594	2,628,683	2,830,582	277,893	573,128	295,347	593,260			7,055,376	5,664,130	9,822,502	7,260,743	1,514,565	1,052,373	22,625,268	18,854,810	7.07	5.76	60.48	55.74
Total Takaful Insurance /Branch		1,371,923	1,296,767	3,585,035	3,886,249	277,893	573,128	865,346	1,125,359	0	0	11,323,970	10,023,835	13,359,394	10,714,590	6,623,714	6,206,068	37,407,275	33,825,996	11.68	10.34	100.00	100.00
Total Market Business/Branch		9,402,608	10,670,518	32,273,211	32,657,154	3,270,447	3,154,039	6,177,850	6,157,616	430,286	432,584	114,798,221	117,466,767	108,250,237	109,927,528	45,535,487	46,828,407	320,138,347	327,294,613				

Paid Claims

No.	Companies	Paid Claims / Insurance Branch														Total Company's paid claims		% Company's Market paid claims Share		% Company's Takaful Paid Claims Share			
		Marine & Aviation Insurance		Fire Insurance		Liability Insurance		Other Branches		Credit Insurance		Motor Insurance		Medical Insurance		Life Assurance		2019	2018	2019	2018	2019	2018
		2019	2018	2019	2018	2019	2018	2019	2018	2019	2018	2019	2018	2019	2018								
1	Islamic Insurance	56,155	9,756	678,372	151,622			53,008	75,986			5,442,712	4,767,339	2,624,117	2,902,873	1,726,007	1,566,572	10,580,371	9,474,148	4.36	3.99	41.50	40.92
2	SOLIDARITY-First Insurance	39,030	26,679	702,368	638,552	12,096	25,903	43,602	108,331			6,140,035	5,188,349	7,450,741	6,058,925	528,940	1,630,726	14,916,812	13,677,465	6.15	5.76	58.50	59.08
Total Takaful Paid Claims /Branch		95,185	36,435	1,380,740	790,174	12,096	25,903	96,610	184,317	0	0	11,582,747	9,955,688	10,074,858	8,961,798	2,254,947	3,197,298	25,497,183	23,151,613	10.51	9.75	100.00	100.00
Total Market Paid Claims/Branch		4,722,059	1,782,691	9,259,456	8,644,503	161,460	411,946	1,835,351	1,218,480	981,561	1,169,146	117,209,026	119,537,413	82,555,270	81,866,818	25,861,978	22,875,716	242,586,161	237,506,714				

* First Insurance Company was established in 2008.

Table (18)
Takaful Insurance Business (Profit (Loss)) Allocated to Insurance Branches
& Takaful Share of Total Business for the years 1/1/2019-30/6/2019 Compared with 30/6/2018 JD

profit (Loss)

No.	Companies	profit (Loss) / Insurance Branch																% Company's Profit (Loss)		% Company's Share of Total Market Profit (Loss)		% Company's Share of Total Takaful Profit (Loss)	
		Marine & Aviation Insurance		Fire Insurance		Liability Insurance		Other Branches		Credit Insurance		Motor Insurance		Medical Insurance		Life Assurance		2019	2018	2019	2018	2019	2018
		2019	2018	2019	2018	2019	2018	2019	2018	2019	2018	2019	2018	2019	2018	2019	2018	2019	2018	2019	2018	2019	2018
1	Islamic Insurance	151,004	166,496	-931	82,668			153,911	112,425			-1,223,659	-1,082,641	-359,813	-486,647	529,442	564,411	-750,046	-643,288	-5.43	-6.49	67.08	90.73
2	SOLIDARITY-First Insurance	127,062	97,455	120,621	98,441	80,006	31,688	99,474	136,538			-661,638	-693,204	1,073	342,814	-134,750	-79,478	-368,152	-65,746	-2.67	-0.66	32.92	9.27
	Total Takaful Profit (Loss) / Branch	278,066	263,951	119,690	181,109	80,006	31,688	253,385	248,963			-1,885,297	-1,775,845	-358,740	-143,833	394,692	484,933	-1,118,198	-709,034	-8.10	-7.15	100.00	100.00
	Total Market Profit (Loss) / Branch	2,177,534	1,902,413	2,448,511	2,032,967	766,546	473,895	2,349,129	1,309,621	307,693	282,924	1,074,608	-227,245	1,404,995	966,376	3,279,150	3,175,181	13,808,166	9,916,132				

* First Insurance Company was established in 2008.

Table (19)

**Sum Insured at (21) Insurance Companies for Property Insurances
As in 30/6/2019 Compared with 30/6/2018**

No.	Companies	Property Insurances									
		Motor Insurance		Marine Insurance		Aviation Insurance		Fire & Other Property Damages Insurance		General Insurances	
		30/6/2019	30/6/2018	30/6/2019	30/6/2018	30/6/2019	30/6/2018	30/6/2019	30/6/2018	30/6/2019	30/6/2018
1	Jordan Insurance	222,035,497	195,325,448	498,070,404	835,819,487			375,041,702	456,503,358	50,000	50,000
2	Middle East Insurance	133,386,380	139,618,358	1,111,074,188	1,242,098,707	122,263,001	121,832,500	572,605,768	215,552,524	330,182,132	198,989,900
3	National Insurance	81,836,654	121,146,703	359,274,811	311,714,525			756,965,956	546,056,608	220,000	140,000
4	United Insurance	82,423,681	101,235,071	165,232,106	185,735,351			654,535,646	633,345,720	7,126,800	7,306,800
5	*Al Manara Insurance	35,871,901	41,348,350	42,573,733	57,087,140	426,000,000	426,000,000	228,138,999	230,556,738	105,340,276	108,135,356
6	Arabia Insurance-Jordan	108,897,720	131,171,931	106,034,025	274,050,109			1,050,167,962	1,174,211,907	3,709,000	6,703,466
7	Jerusalem Insurance	110,208,511	104,280,180	428,034	415,818			510,052,016	501,801,007	57,317,400	67,920,450
8	Al-Nisr Al-Arabi Insurance			161,980	206,085			1,361,747	1,145,498	3,024	11,131
9	Jordan French Insurance	218,383,150	215,951,335	176,765,166	200,721,035	60,265,000	60,000,000	701,564,011	586,177,917	80,427,588	84,897,479
10	Arab Union International Ins.*	32,231,897	54,764,140	23,725,545	11,144,100			34,191,774	39,714,480	47,920,000	18,600,000
11	Delta Insurance	78,778,368	44,973,851	568,376,769	145,212,437			640,731,911	517,977,592	360,066	320,200
12	*Al SAFWA INSURANCE	NA	NA	NA	NA	NA	NA	NA	NA		
13	*Holy Land Insurance	95,241,068	110,479,881	2,907,127	2,354,052			80,525,643	71,807,607	5,000	5,000
14	Arab Life & Accidents Ins.	109,536,033	115,648,939	89,039,479	117,557,088			308,490,540	311,632,056	23,068,706	16,332,947
15	* Philadelphia Insurance	NA	NA	NA	NA	NA	NA	NA	NA	NA	NA
16	MetLife										
17	Jordan International Ins. (Newton)			1,104,456,306	1,191,708,501	4,409,100	5,266,070	218,298,953	446,749,698	169,056,470	21,443,988
18	Euro Arab Insurance Group	128,325,620	120,109,507	207,041,817	372,453,574			925,219,534	956,788,982	153,963,002	109,859,003
19	Islamic Insurance	54,565,241	64,485,803	164,186,347	201,901,484			1,296,534,431	1,242,976,858		
20	**Arab Assurers	481,566,078	290,335,740	54,032,272	52,097,667			421,627,865	439,514,564	42,500	45,500
21	Arab Jordanian Ins. Group	120,606,871	78,439,851	199,858,370	200,259,005			439,475,816	382,370,076	12,575,500	6,415,500
22	*Arab Orient Insurance	237,826,867	338,732,839	1,170,605,005	1,955,552,004	53,250,000	355,063,900	1,426,443,129	977,820,319	980,132,450	740,365,577
23	MEDGULF Insurance*	5,593,804	5,290,286	226,306	272,743			454,995	750,491		
24	SOLIDARITY-First Insurance*	182,659,851	103,312,840	652,902,984	790,436,024	603,345,000	146,260,000	1,077,805,100	1,011,608,010	575,130,421	360,779,831
	Total	2,519,975,192	2,376,651,053	6,696,972,774	8,148,796,936	1,269,532,101	1,114,422,470	11,720,233,498	10,745,062,010	2,546,630,335	1,748,322,128

* Jordan Emirates Insurance Company name was changed to Al-Safwa Insurance Since 17/5/2018.

** Metlife Inc. practicing Life, Medical and General Accident insurance and doesn't practice any type of property insurances.

* Their are no details available for (Philadelphia insurance , Alsafwa insurance).

Table (19)
Sum Insured at (21) Insurance Companies for Property Insurances
As in 30/6/2019 Compared with 30/6/2018

No.	Companies	Property Insurances									
		Engineering Insurance		Credit Insurance		Fidelity & Cash Insurances		All Risks Insurance		Total	
		30/6/2019	30/6/2018	30/6/2019	30/6/2018	30/6/2019	30/6/2018	30/6/2019	30/6/2018	30/6/2019	30/6/2018
1	Jordan Insurance	60,051,695	264,795,242			58,529,392	22,874,778	9,230,934,640	9,174,259,688	10,444,713,330	10,949,628,001
2	Middle East Insurance	529,247,274	997,781,983			60,626,488	23,507,296	2,052,972,622	2,634,910,852	4,912,357,853	5,574,292,120
3	National Insurance	30,927,007	39,766,540			4,681,650	5,611,750	704,443,053	866,019,885	1,938,349,131	1,890,456,011
4	United Insurance	72,184,063	119,956,144			68,411,601	84,185,855	1,223,331,680	905,603,509	2,273,245,577	2,037,368,450
5	*Al Manara Insurance	88,000,000	76,426,741			10,841,990	5,197,500	33,037,754	122,154,890	969,804,653	1,066,906,715
6	Arabia Insurance-Jordan	61,295,135	147,389,293	25,907,232	26,654,256	44,892,310	180,815,670			1,400,903,384	1,940,996,632
7	Jerusalem Insurance	53,606,409	25,852,471			5,285,200	6,381,957	590,151,224	520,529,172	1,327,048,794	1,227,181,055
8	Al-Nisr Al-Arabi Insurance					70,231	88,416			1,596,982	1,451,130
9	Jordan French Insurance	107,564,011	57,792,542	1,320,922	1,137,613	10,333,588	3,106,161			1,356,623,436	1,209,784,082
10	Arab Union International Ins.*	1,354,148	50,000			73,000	318,000	1,445,200		140,941,564	124,590,720
11	Delta Insurance	237,202,375	184,550,925	1,661,902	1,274,797	12,603,050	9,293,400			1,539,714,441	903,603,202
12	*Al SAFWA INSURANCE	NA	NA	NA	NA	NA	NA	NA	NA	NA	NA
13	*Holy Land Insurance	206,834,975	23,675,789			141,000	141,000			385,654,813	208,463,329
14	Arab Life & Accidents Ins.	37,319,722	7,842,697			6,124,000	4,143,400			573,578,480	573,157,127
15	* Philadelphia Insurance	NA	NA			NA	NA	NA	NA	NA	NA
16	MetLife										
17	Jordan International Ins. (Newton)	133,984,359	134,865,004			189,837,280	250,259,280	1,417,367,430	767,898,793	3,237,409,898	2,818,191,334
18	Euro Arab Insurance Group	44,147,956	167,491,627							1,458,697,929	1,726,702,693
19	Islamic Insurance	56,393,949	42,145,339			321,405,000	315,621,000	31,240,000	31,240,000	1,924,324,968	1,898,370,484
20	**Arab Assurers	41,458,933	65,818,523			47,030,500	70,865,000			1,045,758,148	918,676,994
21	Arab Jordanian Ins. Group	109,750,735	109,109,299			24,973,405	67,497,580	1,070,188,539	184,508,983	1,977,429,236	1,028,600,294
22	*Arab Orient Insurance	183,466,159	57,199,928			490,881,263	583,773,674	3,720,659,857	2,119,114,588	8,263,264,730	7,127,622,829
23	MEDGULF Insurance*	243,962	287,043			67,042	86,452			6,586,109	6,687,015
24	SOLIDARITY-First Insurance*	221,936,639	320,757,075			464,302,053	209,548,878	1,791,213,622	1,274,477,342	5,569,295,670	4,217,180,000
	Total	2,276,969,506	2,843,554,205	28,890,056	29,066,666	1,821,110,043	1,843,317,047	21,866,985,621	18,600,717,702	50,747,299,126	47,449,910,217

* Jordan Emirates Insurance Company name was changed to Al-Safwa Insurance Since 17/5/2018.

** Metlife Inc. practicing Life, Medical and General Accident insurance and does't practice any type of property insurances.

* Their are no details available for (Philadelphia insurance , Alsafwa insurance).

Table (20)
Sum Insured at (22) Insurance Companies as in 30/6/2019 Compared with 30/6/2018

Life & Personal Accidents Insurances													
No.	Companies	Life Assurance		Personal Accidents Insurances		Workmen Compensation		Travel Insurance		Civil Liability Insurance		Total	
		30/6/2019	30/6/2018	30/6/2019	30/6/2018	30/6/2019	30/6/2018	30/6/2019	30/6/2018	30/6/2019	30/6/2018	30/6/2019	30/6/2018
1	Jordan Insurance	5,451,569,194	6,334,774,122	113,179,553	281,381,006	5,064,711	2,126,920			294,379,585	335,068,490	5,864,193,043	6,953,350,538
2	Middle East Insurance	1,462,378,084	1,527,498,823	53,618,705	54,315,705	2,428,972	5,251,080			449,407,413	118,598,603	1,967,833,174	1,705,664,211
3	National Insurance	234,841,640	310,414,853	17,962,600	56,963,750	789,640	204,800			7,365,500	139,927,600	260,959,380	507,511,003
4	United Insurance	793,149,235	125,240,802	43,954,851	53,377,441	25,217,614	6,850,440			42,506,000	152,765,820	904,827,700	338,234,503
5	*AI Manara Insurance			600,000	443,000	2,583,803	1,394,354	44,694,200	102,264,404	307,223,854	367,623,254	355,101,857	471,725,012
6	Arabia Insurance-Jordan	957,415,207	504,910,107	-31,143,472	5,675,000	1,548,656	2,286,110	193,363,570	182,275,000	119,687,500	124,956,085	1,240,871,461	820,102,302
7	Jerusalem Insurance	674,442,565	126,108,964	7,816,500	13,795,000	3,156,410	2,847,275			89,968,500	69,154,000	775,383,975	211,905,239
8	Al-Nisr Al-Arabi Insurance	10,303,001	9,688,038	109,640	127,875	26,715	21,663			234,069	223,475	10,673,425	10,061,051
9	Jordan French Insurance	448,286,200	678,930,973	152,328,000	18,178,970	671,070	1,235,129			18,359,468	6,449,000	619,644,738	704,794,072
10	Arab Union International Ins.*			25,000	4,070,000	21,060	18,000	10,830,000	22,645,000	910,000	805,000	11,786,060	27,538,000
11	Delta Insurance	117,488,001	111,039,366	9,910,100	9,990,000	5,779,265	492,754	42,090,500	40,591,500	49,151,425	57,582,487	224,419,291	219,696,107
12	*AI SAFWA INSURANCE												
13	*Holy Land Insurance			2,502,000	2,656,000	868,390	811,640			684,674	1,142,500	4,055,064	4,610,140
14	Arab Life & Accidents Ins.	38,238,763	269,875,055	19,411,600	19,746,198			79,684,593	50,849,970	11,771,000	4,555,500	149,105,956	345,026,723
15	* Philadelphia Insurance												
16	MetLife Alico	947,089,092	1,006,989,403	2,749,687	3,082,437							949,838,779	1,010,071,840
17	Jordan International Ins. (Newton)	341,156,659	450,419,804	87,595,000	2,437,000	984,690	1,093,640			20,099,500	5,187,750	449,835,849	459,138,194
18	Euro Arab Insurance Group	678,370,209	649,714,408	25,604,886	24,852,070	3,052,297	1,746,948			466,865,600	455,251,400	1,173,892,992	1,131,564,826
19	Islamic Insurance	1,392,918,423	1,962,892,211	173,900	192,150	525,980	401,050			4,545,000	6,365,000	1,398,163,303	1,969,850,411
20	**Arab Assurers			5,760,000	10,962,000	1,489,305	1,213,900			10,126,500	12,195,000	17,375,805	24,370,900
21	Arab Jordanian Ins. Group	45,652,430	13,620,405	1,926,855	3,666,050	1,485,165	4,402,570	8,970,500		8,732,250	7,490,000	66,767,200	29,179,025
22	*Arab Orient Insurance			971,953,942	869,960,754	2,573,396	6,646,646			256,814,563	178,814,876	1,231,341,901	1,055,422,276
23	MEDGULF Insurance*			18,782	16,579	7,338	17,286			58,085	99,689	84,205	133,554
24	SOLIDARITY-First Insurance*	1,540,337,524	1,114,129,411	114,960,246	113,209,405		3,148,778			153,141,887	184,185,676	1,808,439,657	1,414,673,270
	Total	15,133,636,227	15,196,246,745	1,601,018,375	1,549,098,390	58,274,477	42,210,983	379,633,363	398,625,874	2,312,032,373	2,228,441,205	19,484,594,815	19,414,623,197

* .The company doesn't practice life Assurance

** .The company asked to revoke their life Assurance license

*** Jordan Emirates Insurance Company name was changed to Al-Safwa Insurance Since 17/5/2018.

Table (21)
Total Premiums, Paid Calims, Net Profit (Loss) and Net Technical profit (Loss) as in 30/6/2019 compared with 30/6/2018
Total Share holder's equity and Paid Up Capital as in 30/6/2019 compared with 31/12/2018 (JD)

Tbl. 1-2

No.	Companies	Total Premiums		Total Paid Claims		Net Profit (Loss)		Net Technical Profit (Loss)		Total share holder's equity		Paid Up Capital	
		2019	2018	2019	2018	2019	2018	2019	2018	2019	2018	2019	2018
1	Jordan Insurance	30,814,873	32,641,342	20,100,879	23,748,957	1,189,914	350,653	1,810,956	1,387,107	35,267,219	33,676,642	30,000,000	30,000,000
2	Middle East Insurance	21,471,383	21,471,294	15,751,638	11,947,743	1,263,681	1,356,793	1,174,138	1,030,469	38,770,995	39,308,678	22,050,000	22,050,000
3	National Insurance	9,121,580	12,159,547	9,771,749	9,585,407	426,201	163,470	111,939	-306,549	9,139,336	8,668,180	8,000,000	8,000,000
4	United Insurance	14,839,105	11,436,037	11,881,153	9,944,593	424,865	509,396	272,960	268,885	14,025,880	13,866,304	8,000,000	8,000,000
5	Al Manara Insurance	5,278,513	5,247,914	4,176,854	4,317,639	103,120	-1,096,267	214,147	-1,047,872	3,206,123	3,120,290	5,000,000	5,000,000
6	Arabia Insurance - Jordan	10,396,348	11,340,323	10,421,467	10,116,241	640,834	237,334	710,940	194,049	10,636,802	10,109,814	8,000,000	8,000,000
7	Jerusalem Insurance	10,183,153	9,693,222	9,756,124	8,796,973	668,265	720,236	211,147	388,911	13,544,073	13,755,850	8,000,000	8,000,000
8	Al-Nisr Al-Arabi Insurance	20,001,870	25,595,335	14,944,833	10,503,953	826,776	1,344,690	817,521	1,191,008	19,922,147	21,058,370	10,000,000	10,000,000
9	Jordan French Insurance	13,889,695	13,526,086	13,676,948	12,453,314	572,916	519,463	1,081,361	1,071,868	11,500,373	10,747,689	9,100,000	9,100,000
10	Arab Union International Ins.	4,060,349	4,302,448	4,320,253	3,809,371	-63,964	603,271	-138,256	314,167	6,014,272	6,618,236	6,000,000	6,000,000
11	Delta Insurance	8,314,482	6,577,870	6,294,840	6,296,441	85,117	-92,092	-82,207	-206,174	9,804,685	9,726,628	8,000,000	8,000,000
12	Al SAFWA INSURANCE	3,331,662	3,346,382	2,263,351	3,422,898	36,630	557,067	222,578	826,973	1,527,050	1,488,877	4,000,000	4,000,000
13	Holy Land Insurance	4,998,653	5,539,149	5,264,631	5,071,967	168,067	308,110	325,540	474,371	2,068,117	1,900,050	5,000,000	5,000,000
14	Arab Life & Accidents Ins.	8,295,787	8,396,803	6,632,518	7,123,298	130,904	-538,268	512,707	-222,160	4,098,612	3,952,096	8,000,000	8,000,000
15	Philadelphia Insurance	3,724,335	4,160,365	4,043,791	3,501,108	-291,746	114,674	-264,468	218,391	3,819,105	4,112,187	4,000,000	4,000,000
16	MetLife	13,216,328	16,522,293	7,111,964	5,842,101	1,192,369	765,515	1,403,312	516,134	8,503,704	7,114,260	4,000,000	4,000,000
17	Jordan International Ins. (Newton)	8,625,818	7,475,081	5,513,939	8,432,732	128,186	-212,593	233,810	-608,262	22,125,996	22,251,282	18,150,000	18,150,000
18	Euro Arab Insurance Group	16,241,693	15,653,917	12,175,792	10,829,915	371,478	65,752	134,926	20,643	10,644,741	10,593,263	8,000,000	8,000,000
19	Islamic Insurance	14,782,007	14,971,186	10,580,371	9,474,148	1,377,287	1,618,763	-750,046	-643,288	20,046,457	19,904,418	15,000,000	15,000,000
20	Arab Assurers	6,250,805	9,474,933	7,394,733	5,955,645	231,980	183,552	372,550	491,310	6,121,364	5,949,235	9,215,909	9,215,909
21	Arab Jordanian Ins. Group	10,368,865	8,523,084	7,687,815	6,197,006	511,480	708,131	1,089,400	1,107,584	7,622,822	7,111,342	9,500,000	9,500,000
22	Arab Orient Insurance gig	49,580,668	51,273,508	30,273,066	37,695,548	3,367,267	1,833,729	4,631,518	3,980,103	35,480,062	35,204,192	21,438,252	21,438,252
23	MEDGULF Insurance	9,725,107	9,111,684	7,630,640	8,762,251	9,687	-421,531	79,845	-465,790	5,756,532	5,757,409	10,000,000	10,000,000
24	SOLIDARITY-First Insurance	22,625,269	18,854,810	14,916,812	13,677,465	874,460	1,027,096	-368,152	-65,746	31,817,452	32,685,487	28,000,000	28,000,000
	Total	320,138,348	327,294,613	242,586,161	237,506,714	14,245,774	10,626,944	13,808,166	9,916,132	331,463,919	328,680,779	266,454,161	266,454,161

Table (21)
Total Premiums, Paid Calims, Net Profit (Loss) and Net Technical profit (Loss)
Total Share holder's equity and Paid Up Capital as in 30/6/2019 with 30/6/2018 (JD)

Tbl. 2-2

No.	Companies	Total Premiums		Net Technical Profit (Loss)		Net Technical Profit / Premiums	
		2019	2018	2019	2018	2019	2018
1	Jordan Insurance	30,814,873	32,641,342	1,810,956	1,387,107	0.06%	0.04%
2	Middle East Insurance	21,471,383	21,471,294	1,174,138	1,030,469	0.05%	0.05%
3	National Insurance	9,121,580	12,159,547	111,939	-306,549	0.01%	-0.03%
4	United Insurance	14,839,105	11,436,037	272,960	268,885	0.02%	0.02%
5	Al Manara Insurance	5,278,513	5,247,914	214,147	-1,047,872	0.04%	-0.20%
6	Arabia Insurance - Jordan	10,396,348	11,340,323	710,940	194,049	0.07%	0.02%
7	Jerusalem Insurance	10,183,153	9,693,222	211,147	388,911	0.02%	0.04%
8	Al-Nisr Al-Arabi Insurance	20,001,870	25,595,335	817,521	1,191,008	0.04%	0.05%
9	Jordan French Insurance	13,889,695	13,526,086	1,081,361	1,071,868	0.08%	0.08%
10	Arab Union International Ins.	4,060,349	4,302,448	-138,256	314,167	-0.03%	0.07%
11	Delta Insurance	8,314,482	6,577,870	-82,207	-206,174	-0.01%	-0.03%
12	Al SAFWA INSURANCE	3,331,662	3,346,382	222,578	826,973	0.07%	0.25%
13	Holy Land Insurance	4,998,653	5,539,149	325,540	474,371	0.07%	0.09%
14	Arab Life & Accidents Ins.	8,295,787	8,396,803	512,707	-222,160	0.06%	-0.03%
15	Philadelphia Insurance	3,724,335	4,160,365	-264,468	218,391	-0.07%	0.05%
16	MetLife	13,216,328	16,522,293	1,403,312	516,134	0.11%	0.03%
17	Jordan International Ins.	8,625,818	7,475,081	233,810	-608,262	0.03%	-0.08%
18	Euro Arab Insurance Group	16,241,693	15,653,917	134,926	20,643	0.01%	0.00%
19	Islamic Insurance	14,782,007	14,971,186	-750,046	-643,288	-0.05%	-0.04%
20	Arab Assurers	6,250,805	9,474,933	372,550	491,310	0.06%	0.05%
21	Arab Jordanian Ins. Group	10,368,865	8,523,084	1,089,400	1,107,584	0.11%	0.13%
22	Arab Orient Insurance gig	49,580,668	51,273,508	4,631,518	3,980,103	0.09%	0.08%
23	MEDGULF Insurance	9,725,107	9,111,684	79,845	-465,790	0.01%	-0.05%
24	SOLIDARITY-First Insurance	22,625,269	18,854,810	-368,152	-65,746	-0.02%	0.00%
	Total	320,138,348	327,294,613	13,808,166	9,916,132	0.04%	0.03%



Jordan Insurance Federation

Tel.: (06) 5689266 Fax: (06) 5689510 Mobile: (07) 96706633 P.O. Box 1990 Amman 11118 Jordan

E-mail: info@JIF.jo

Website: www.JIF.jo